



# *Pennsylvania Statewide Survey: Key Findings Presentation*

**PREPARED BY:**  
Jarrett Lewis, Partner  
March 19, 2024



**PUBLIC OPINION  
STRATEGIES**  
turning questions into answers

# Demographic Overview



Gender	% of Sample
<i>Men</i>	<b>48%</b>
<i>Women</i>	<b>52%</b>



Age	% of Sample
<i>18-44</i>	<b>40%</b>
<i>45-64</i>	<b>32%</b>
<i>65+</i>	<b>28%</b>



Party	% of Sample
<i>Republicans</i>	<b>40%</b>
<i>Independents/Lean</i>	<b>15%</b>
<i>Democrats</i>	<b>45%</b>



Education	% of Sample
<i>High School or Less</i>	<b>31%</b>
<i>Some College</i>	<b>27%</b>
<i>College+</i>	<b>42%</b>



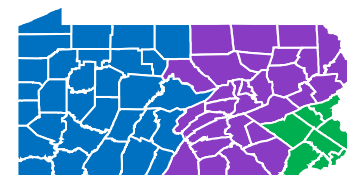
Ethnicity	% of Sample
<i>White Voters</i>	<b>81%</b>
<i>Voters of Color</i>	<b>19%</b>



Ideology	% of Sample
<i>Conservatives</i>	<b>37%</b>
<i>Moderates</i>	<b>35%</b>
<i>Liberals</i>	<b>28%</b>



Geography	% of Sample
<i>Urban</i>	<b>20%</b>
<i>Suburban</i>	<b>70%</b>
<i>Rural</i>	<b>10%</b>



Region	% of Sample
<i>East</i>	<b>42%</b>
<i>Central</i>	<b>28%</b>
<i>West</i>	<b>31%</b>

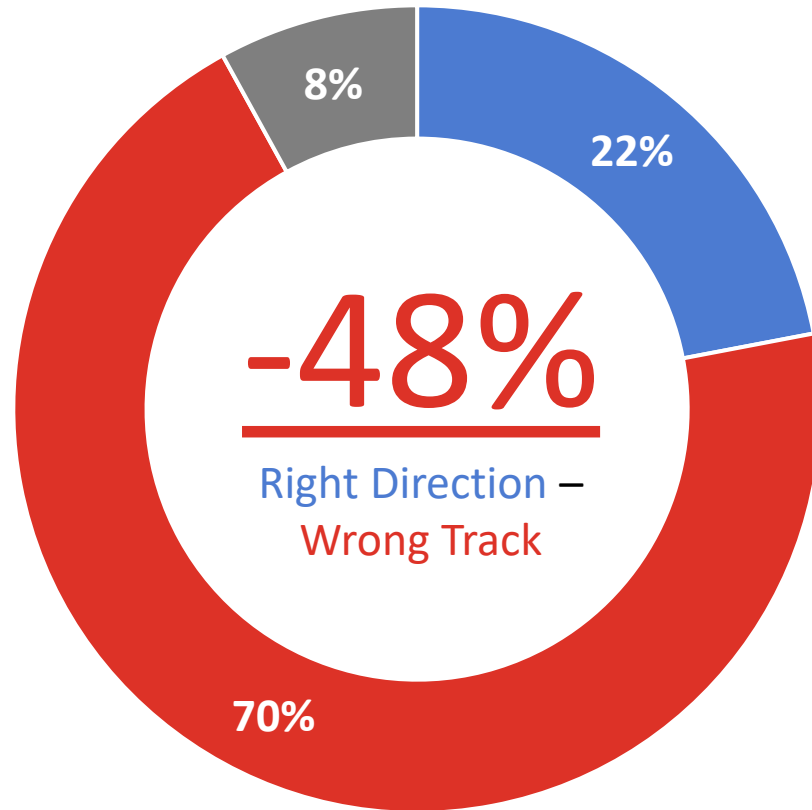


*Political Environment & General Energy Attitudes*

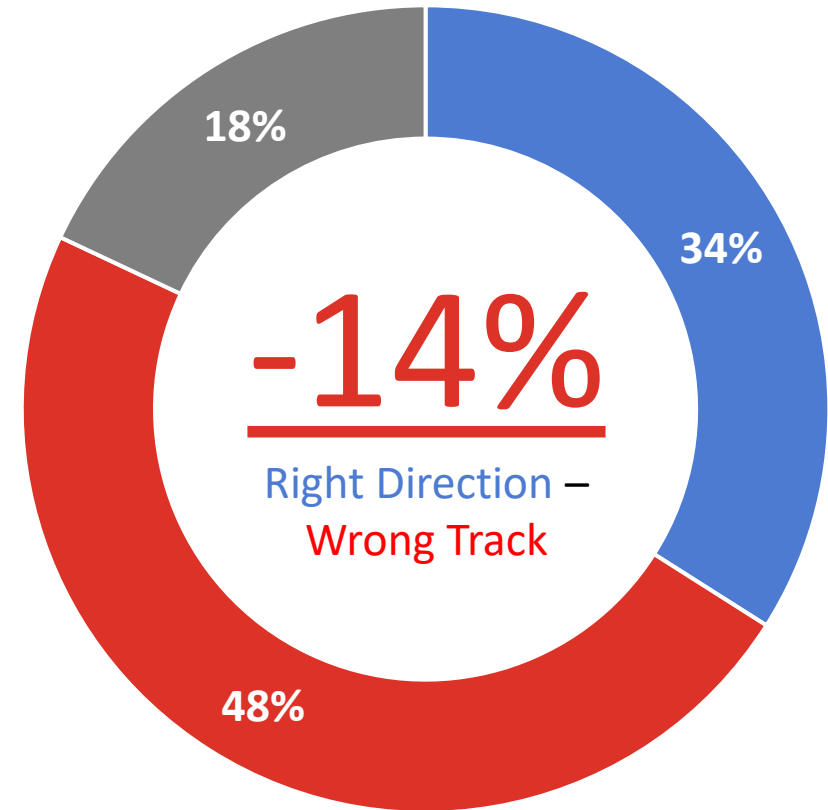


# Fully 7-in-10 Pennsylvanians believe the U.S. is on the wrong track. They are less cynical about how things in Pennsylvania are going.

Generally speaking, would you say that things in the **country** are going in the right direction, or have they pretty seriously gotten off on the wrong track?



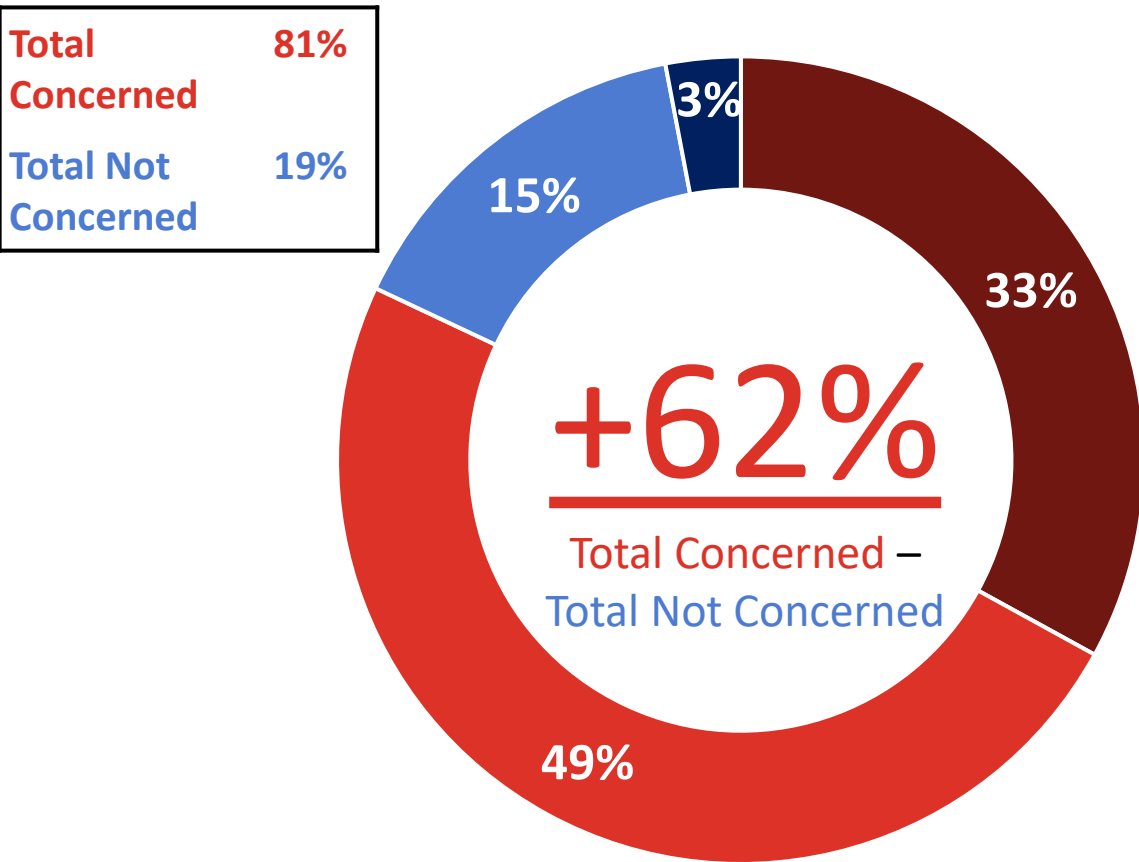
And, would you say that things in **Pennsylvania** are going in the right direction, or have they pretty seriously gotten off on the wrong track?



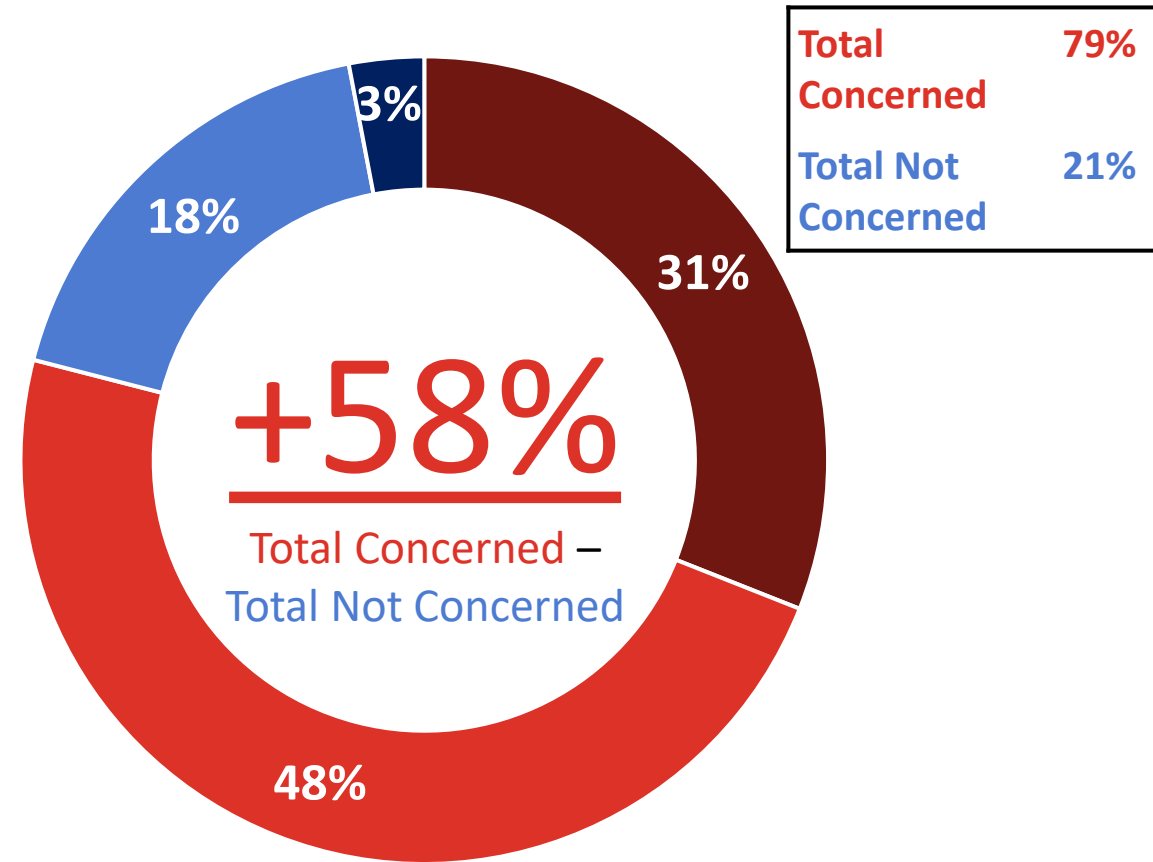
■ Right Direction    ■ Wrong Track    ■ Not Sure

# A strong majority of Pennsylvanians are concerned about the future availability of affordable energy in the U.S. and in Pennsylvania.

How concerned are you about the future availability of affordable energy in the United States...



And, how concerned are you about the future availability of affordable energy in Pennsylvania...

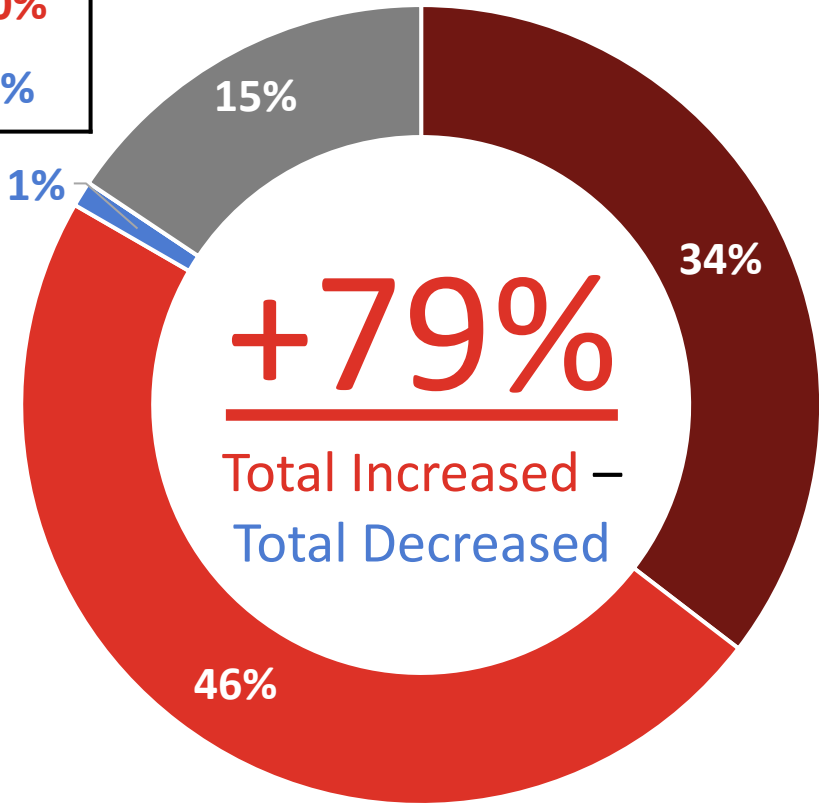


■ Very Concerned   
 ■ Somewhat Concerned   
 ■ Not Too Concerned   
 ■ Not At All Concerned

# Fully 8-in-10 Pennsylvanians say their household energy bills have increased over the last two years – including more than one-third who say their bills have increased “a lot.”

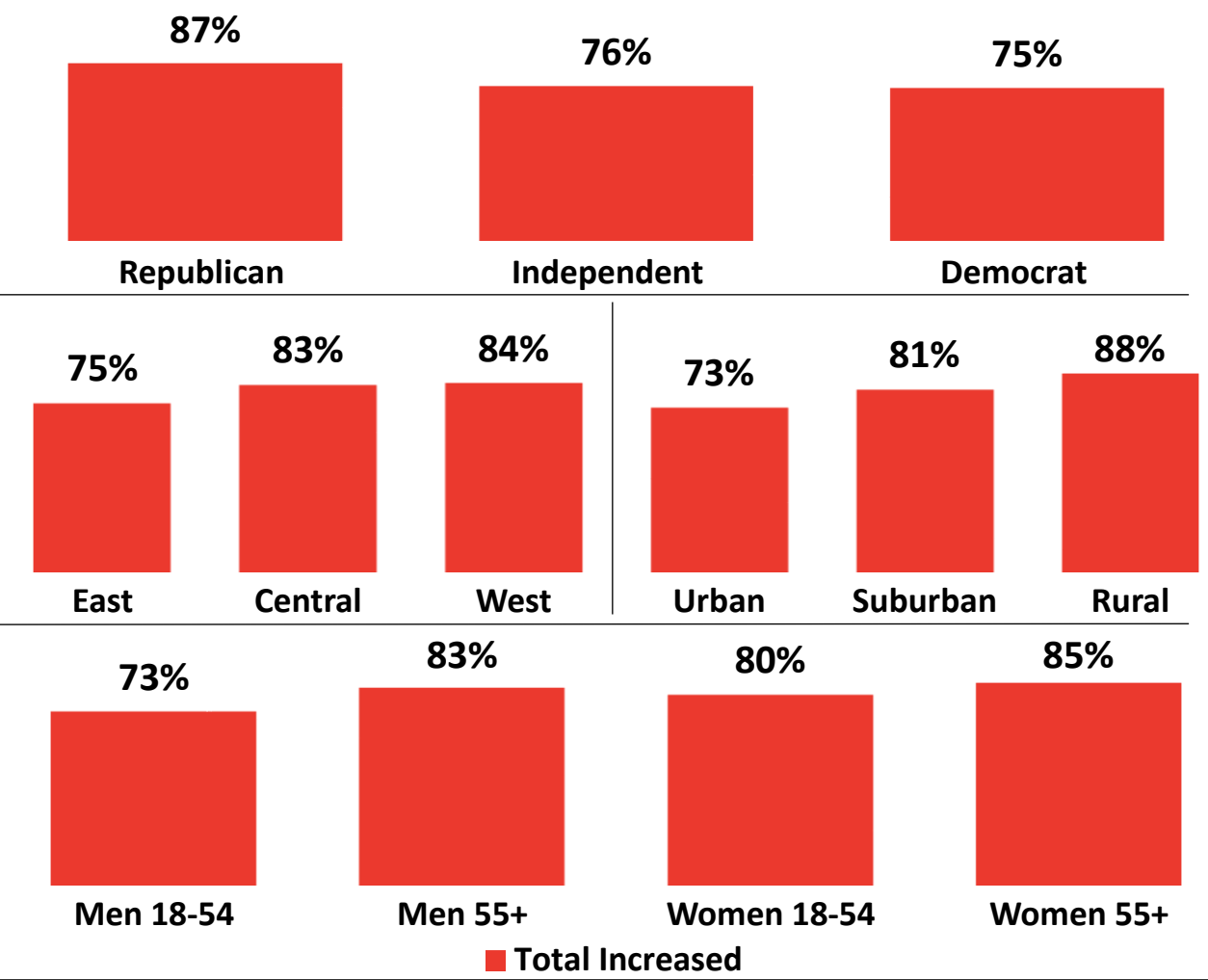
Over the past two years, would you say that your household energy bills have...

**Total Increased 80%**  
**Total Decreased 1%**



**+79%**  
 Total Increased – Total Decreased

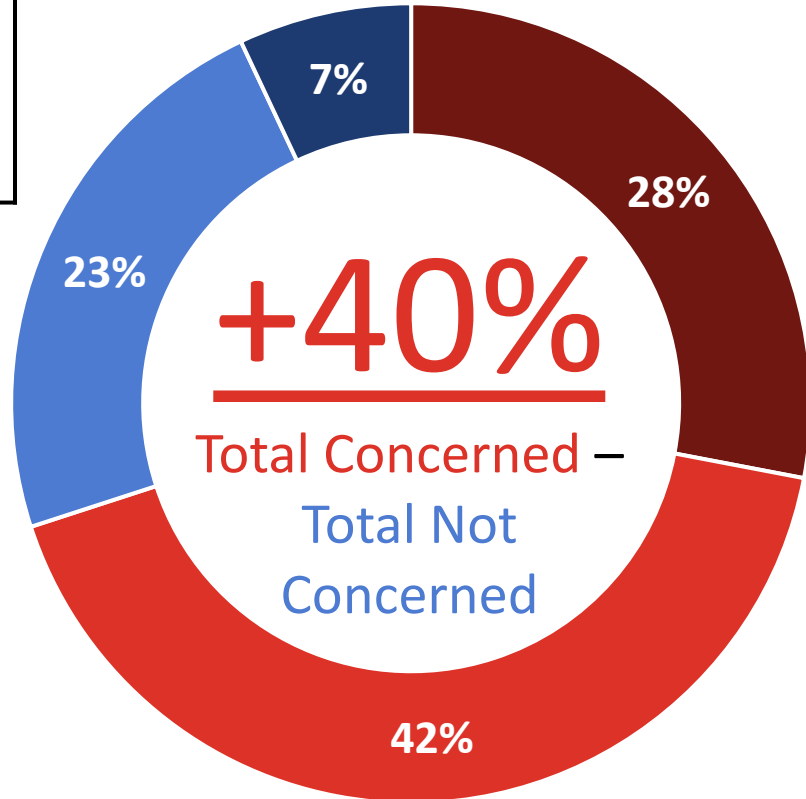
- Increased A Lot
- Increased Some
- Decreased Some
- Decreased A Lot
- Stayed About the Same



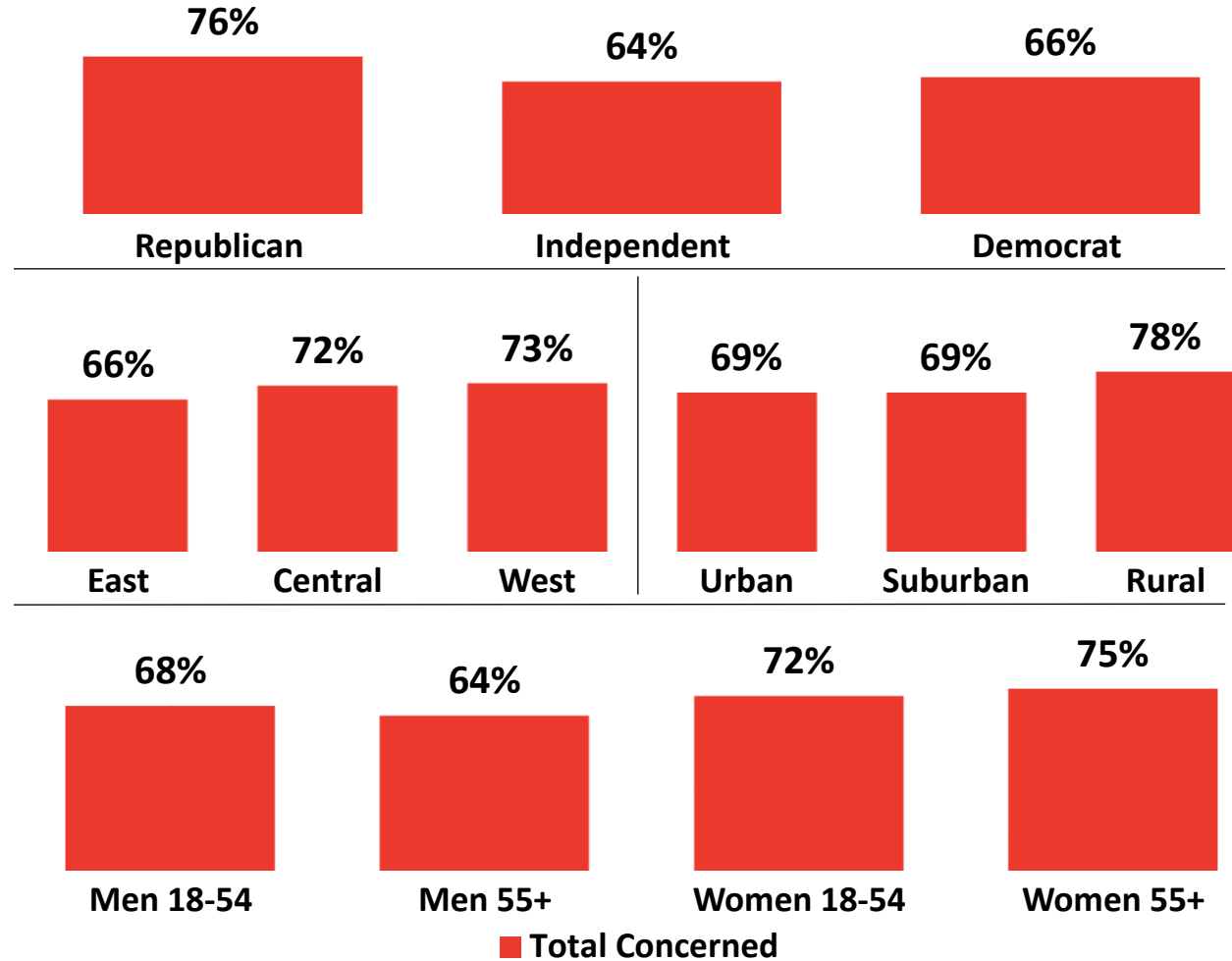
# More than two-thirds of Pennsylvanians are concerned about their ability to afford their family's energy needs.

*How concerned are you about your ability to afford your family's energy needs, including energy to power and heat your home and fuel your vehicles...*

**Total Concerned** 70%  
**Total Not Concerned** 30%

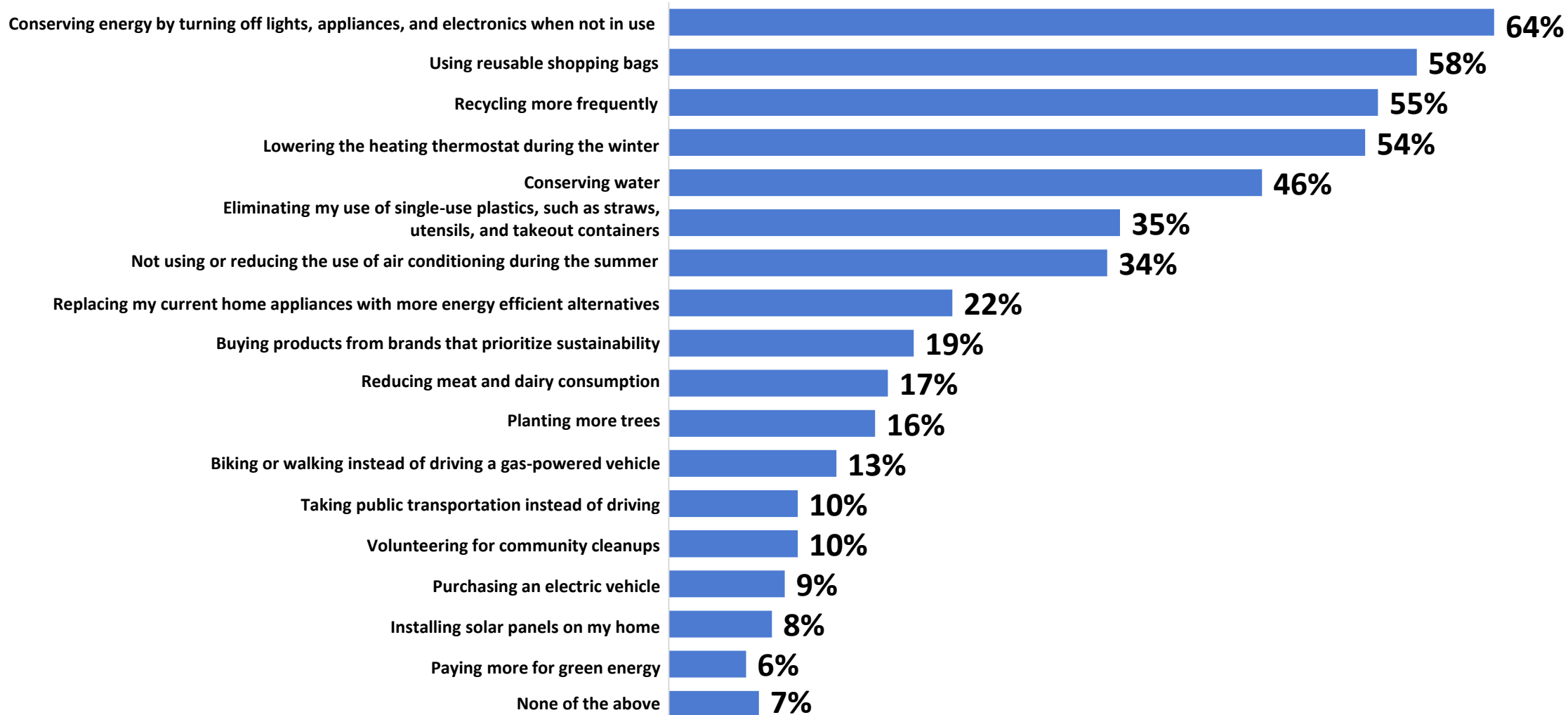


■ Very Concerned      ■ Somewhat Concerned  
■ Not Too Concerned      ■ Not At All Concerned



A majority of Pennsylvanians are willing to turn off lights/appliances, use reusable shopping bags, recycle more and lower the heat to protect the environment – they are much less likely to pay more for green energy, bike/walk instead of drive, or install solar panels.

*When thinking about making lifestyle changes to protect the environment, which of the following changes have you already made, or do you plan to make in your life?*





# Lifestyle Changes to Protect the Environment: By Party

When thinking about making lifestyle changes to protect the environment, which of the following changes have you already made, or do you plan to make in your life?

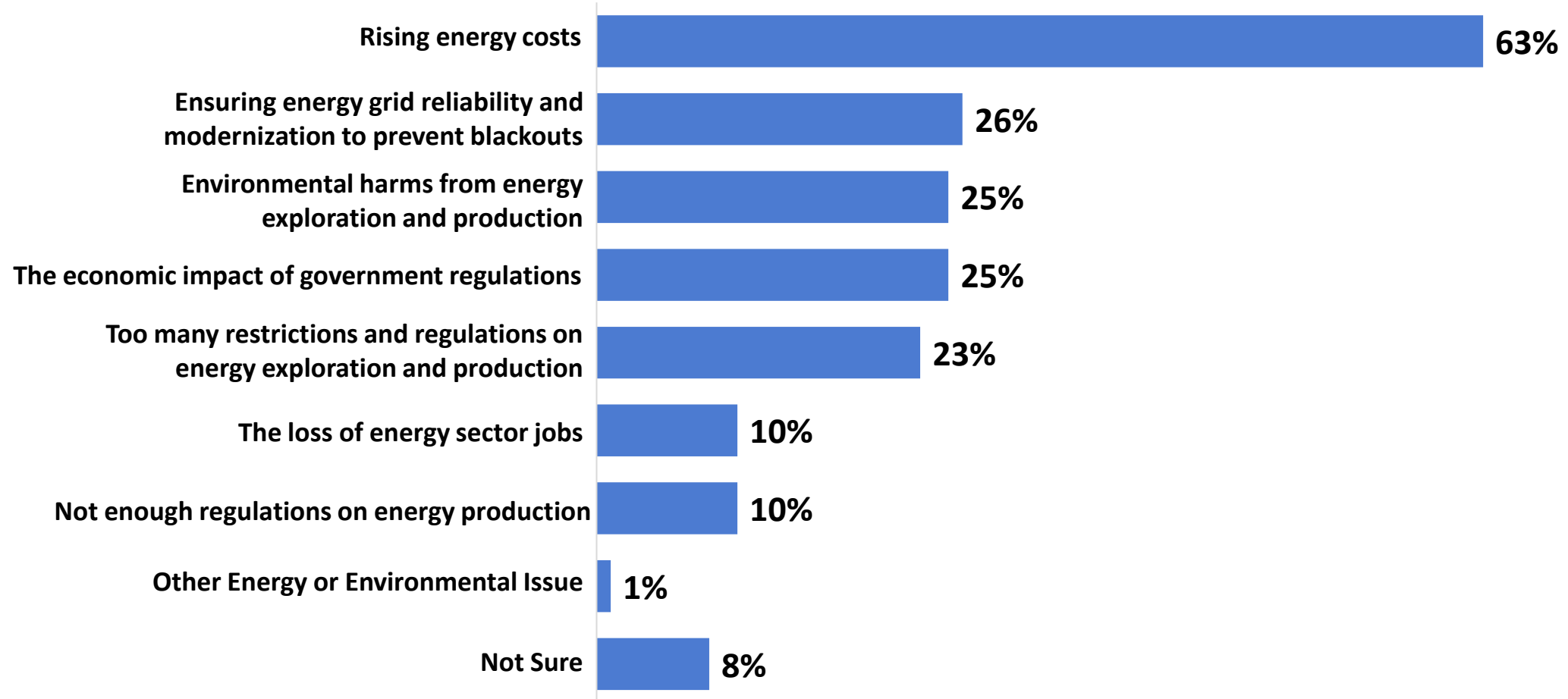
Ranked by %Total –  
All Voters

	All Voters
Conserving energy by turning off lights, appliances, and electronics when not in use	64%
Using reusable shopping bags	58%
Recycling more frequently	55%
Lowering the heating thermostat during the winter	54%
Conserving water	46%
Eliminating my use of single-use plastics, such as straws, utensils, and takeout containers	35%
Not using or reducing the use of air conditioning during the summer	34%
Replacing my current home appliances with more energy efficient alternatives	22%
Buying products from brands that prioritize sustainability	19%
Reducing meat and dairy consumption	17%
Planting more trees	16%
Biking or walking instead of driving a gas-powered vehicle	13%
Taking public transportation instead of driving	10%
Volunteering for community cleanups	10%
Purchasing an electric vehicle	9%
Installing solar panels on my home	8%
Paying more for green energy	6%
None of the above	7%

	Republican	Independent	Democrat
	63%	58%	68%
	49%	55%	68%
	49%	55%	61%
	56%	45%	55%
	44%	44%	49%
	30%	32%	41%
	31%	29%	38%
	22%	21%	24%
	12%	14%	26%
	11%	13%	22%
	14%	18%	17%
	10%	13%	17%
	4%	9%	15%
	9%	8%	11%
	4%	6%	14%
	7%	9%	9%
	3%	2%	10%
	9%	11%	4%

# Rising energy costs is THE dominant energy issue in Pennsylvania.

*Which TWO of the following would you say are the most pressing issues in Pennsylvania today regarding energy and the environment?*





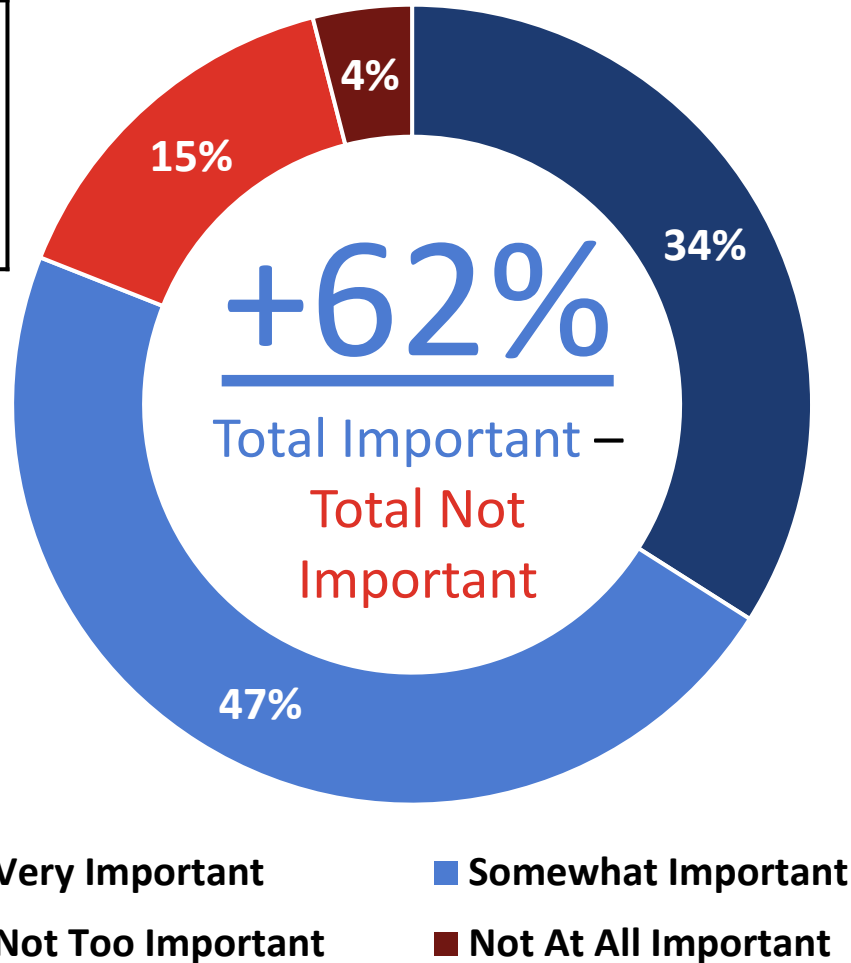
*Energy & The 2024 Election*



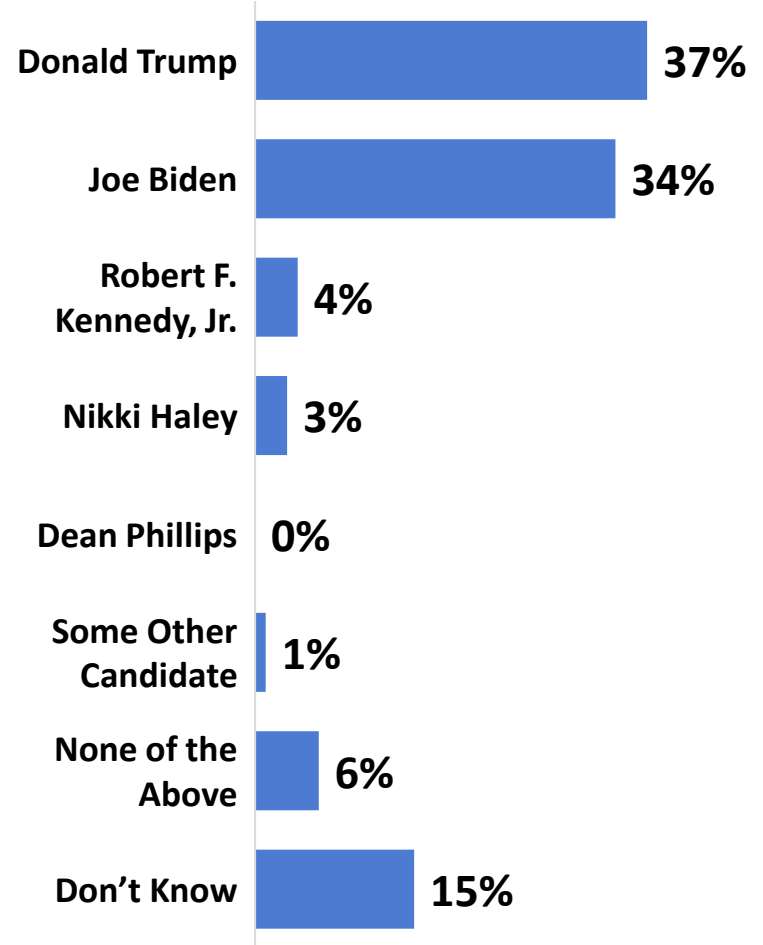
# More than 8-in-10 Pennsylvanians say energy affordability is important to their 2024 vote – they are divided over who will do a better job.

How important is energy affordability to you in choosing candidates for elected office that you may support this year...

**Total Important** 81%  
**Total Not Important** 19%



Which of the following presidential candidates do you believe would do the best job of making energy more affordable for Americans?



# A candidate's commitment to lowering energy costs is more important to voters than a commitment to protecting the environment.

When considering your support for a candidate for elected office, which is more important...

	All Voters	Republican	Independent	Democrat
<i>A candidate's commitment to protecting the environment and natural resources</i>	<b>41%</b>	<b>20%</b>	<b>41%</b>	<b>61%</b>
<i>A candidate's commitment to lower energy costs using our natural energy resources</i>	<b>59%</b>	<b>80%</b>	<b>59%</b>	<b>39%</b>

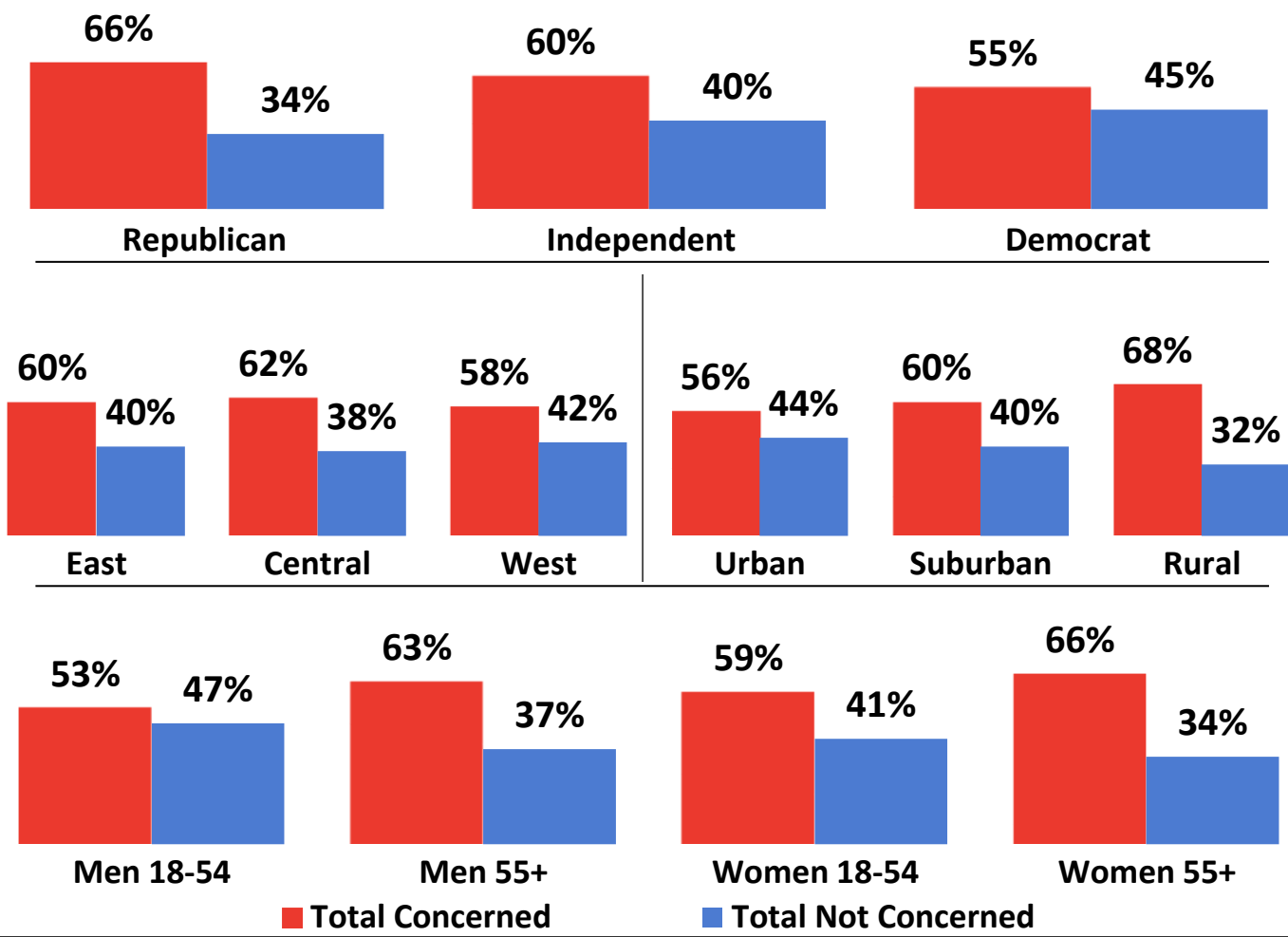
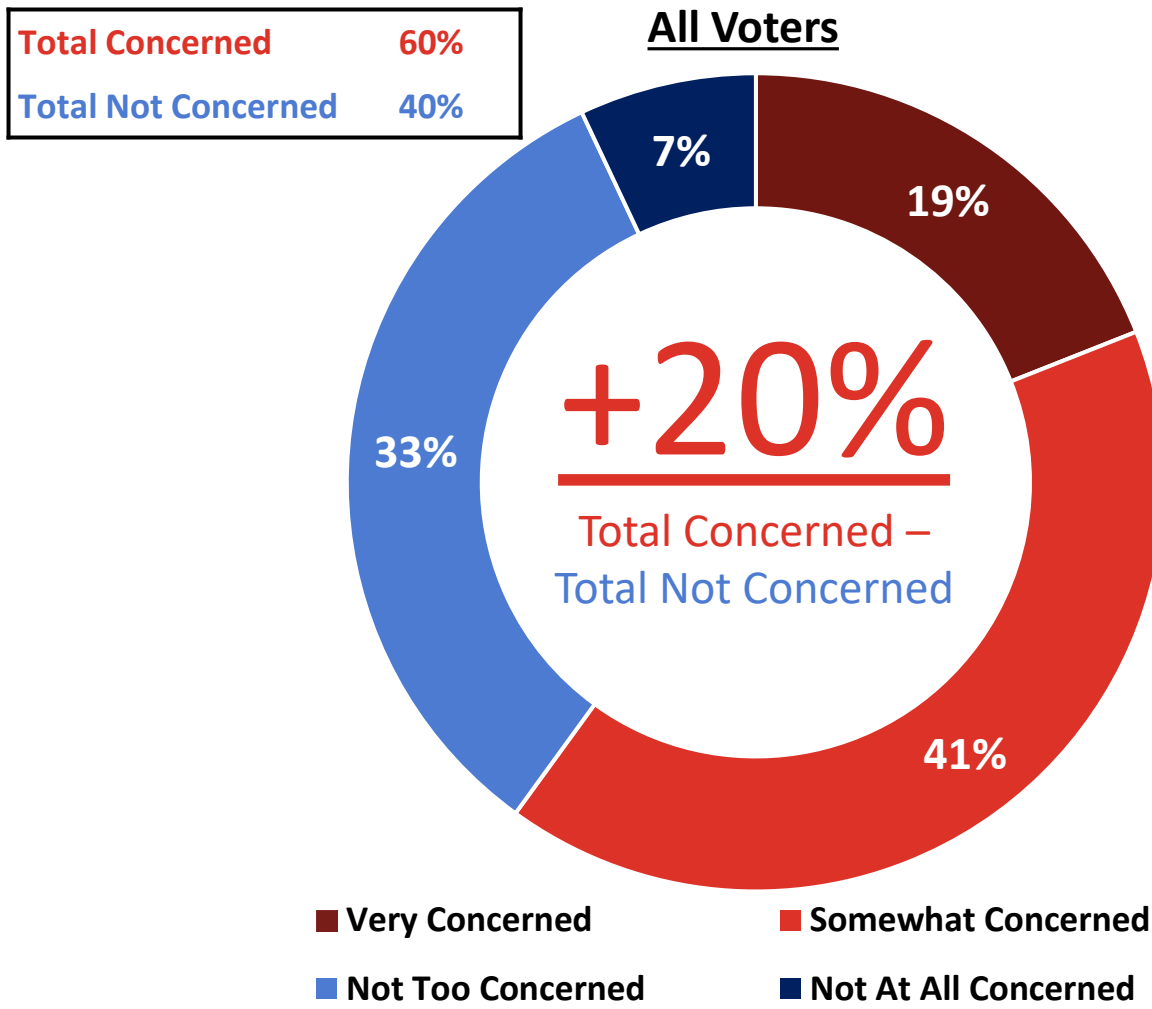


# *Attitudes Toward State Energy Policies*



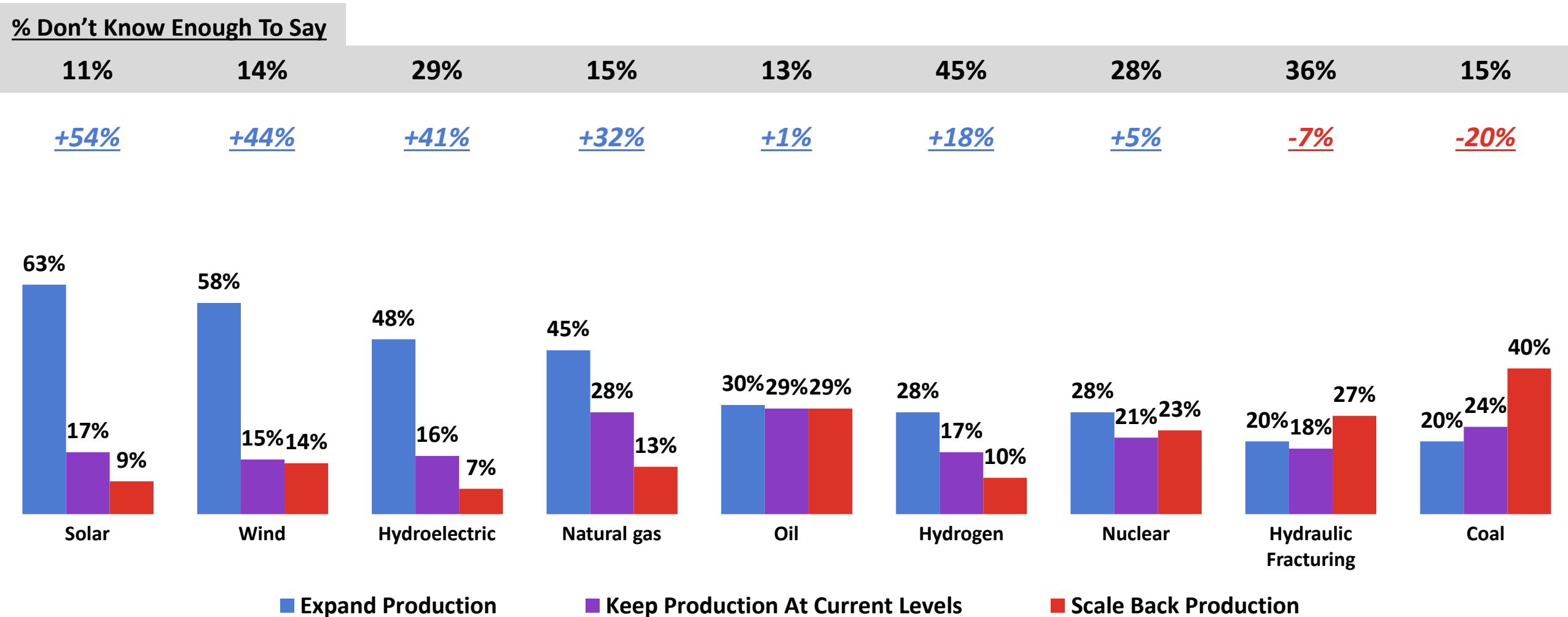
# A majority of Pennsylvanians are concerned about the reliability of the state's electricity grid, including majorities of Republicans, Independents and Democrats.

How concerned are you about the reliability of the Pennsylvania electricity grid and the possibility of blackouts...



# A majority or plurality of Pennsylvanians support expanding solar, wind, hydroelectric and natural gas production. 59% support expanding or keeping oil production as it currently is.

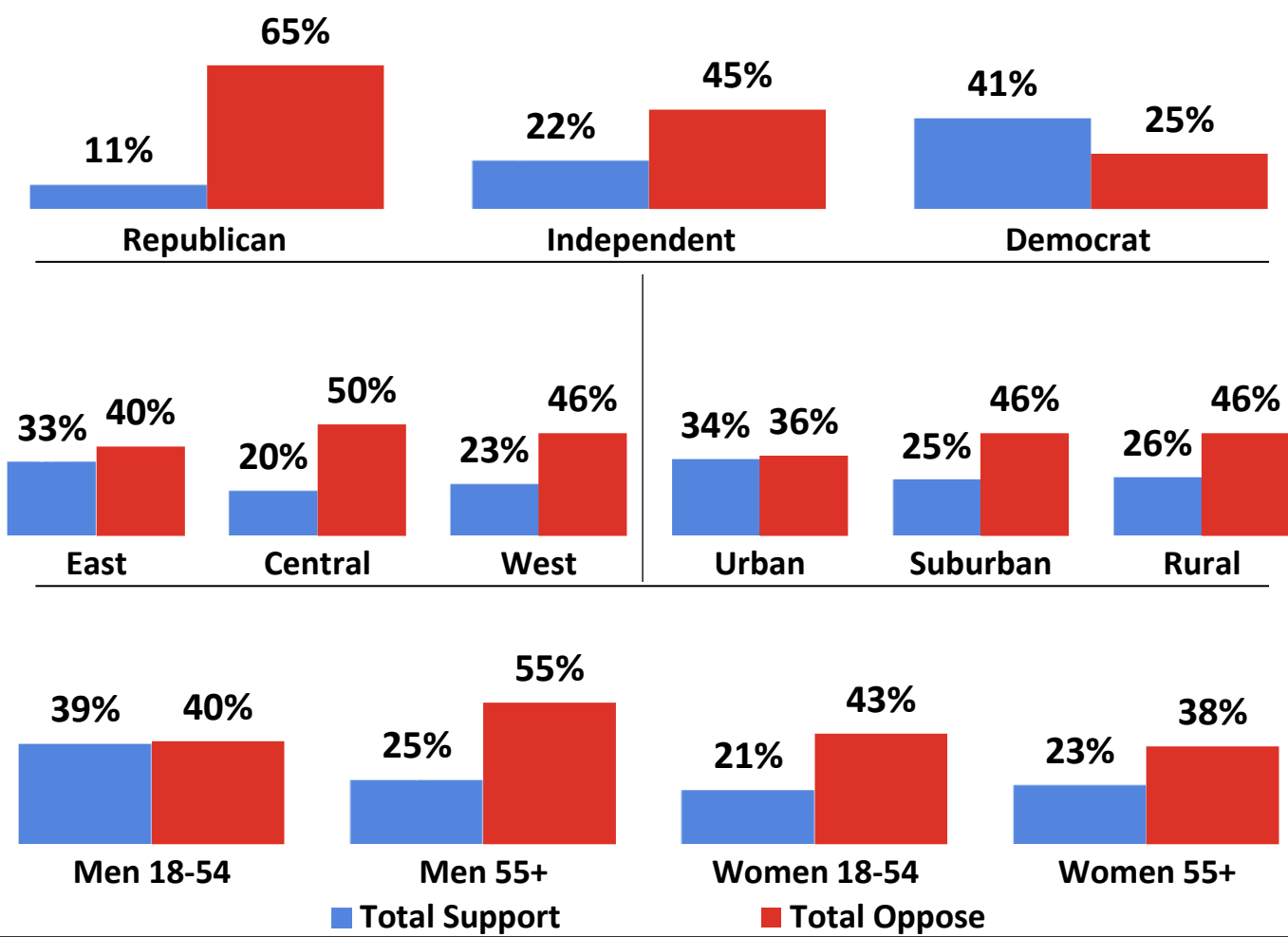
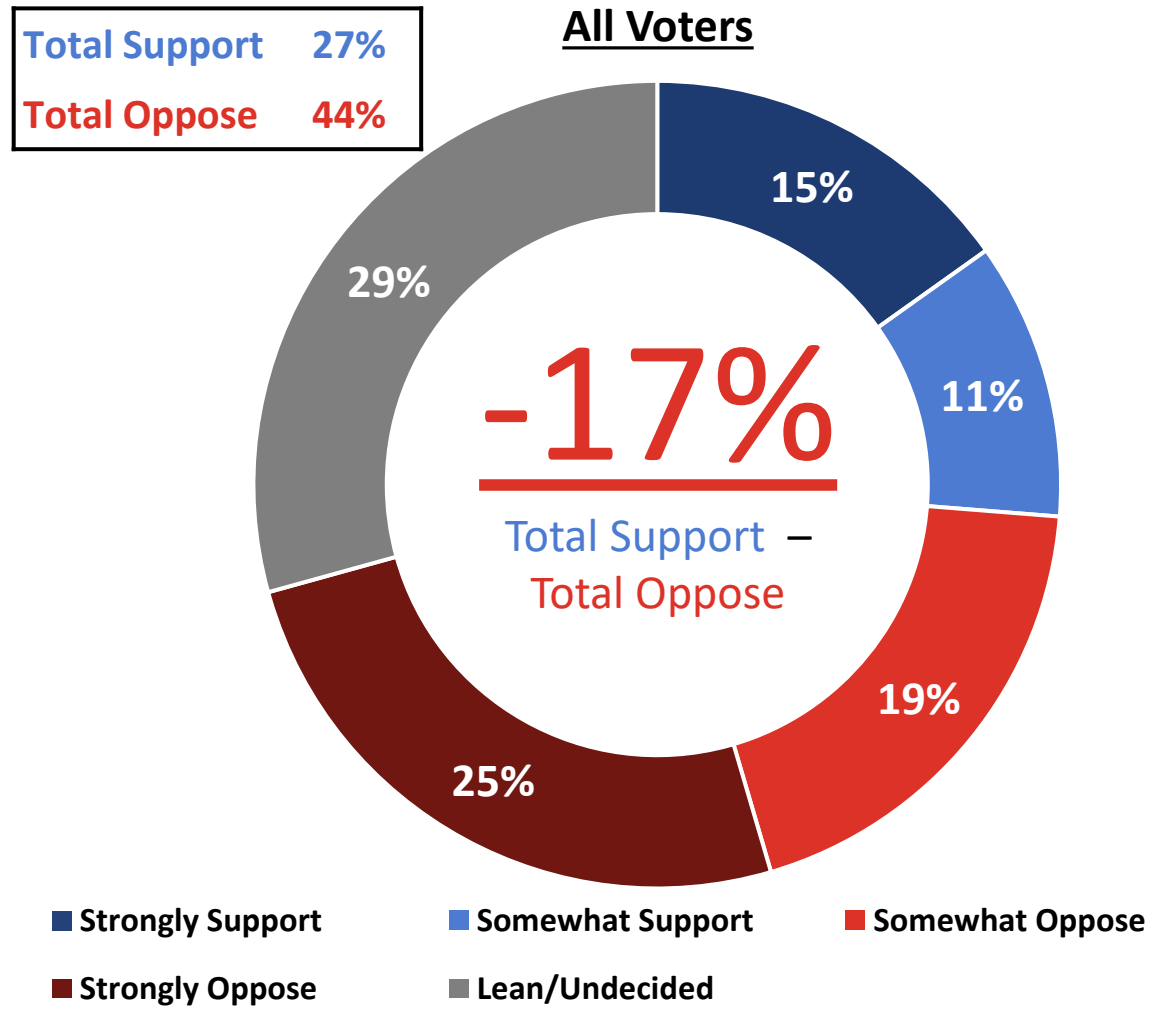
Please indicate whether you believe the state of Pennsylvania should enact policies to expand the production of that type of energy, scale back production of that type of energy, or keep production of that type of energy at the current levels.





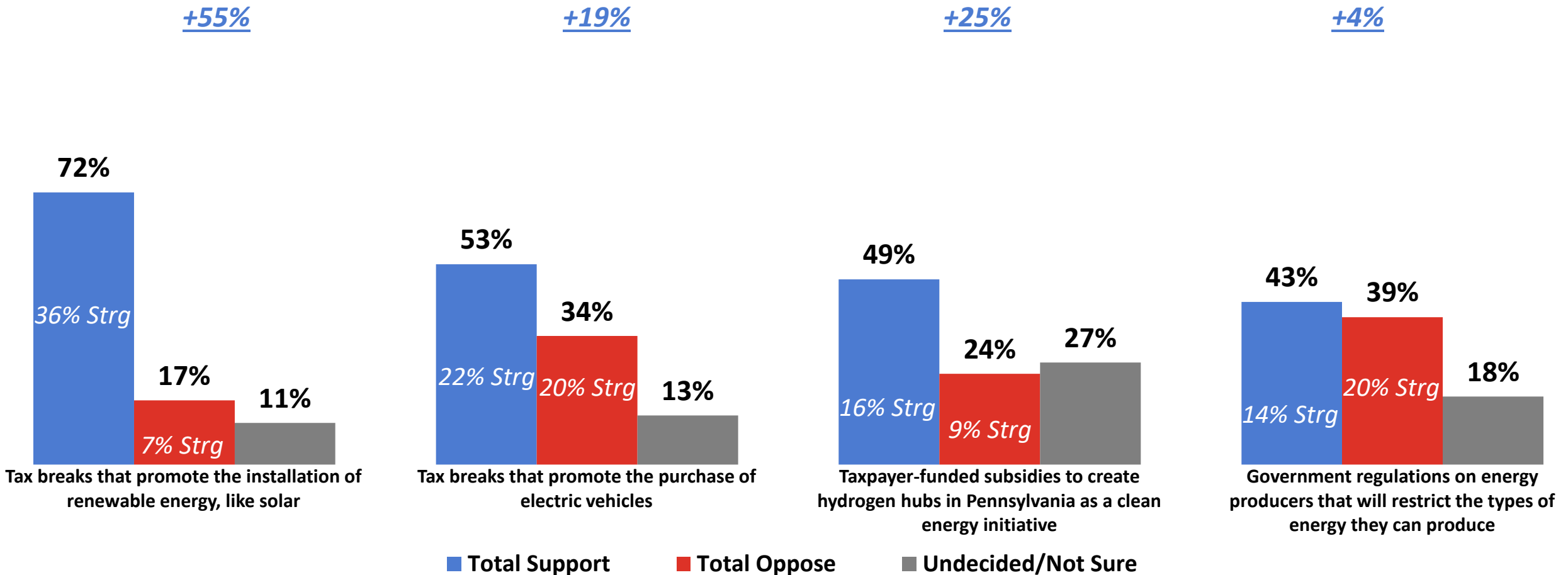
# A plurality of voters oppose a law requiring electricity suppliers in Pennsylvania to increase the use of alternative energy to 30% by 2030 if it leads to higher energy costs.

Would you support or oppose a law requiring Pennsylvania electricity suppliers to increase the use of alternative energy from 8% to 30% by 2030, even if it leads to higher energy costs for consumers?



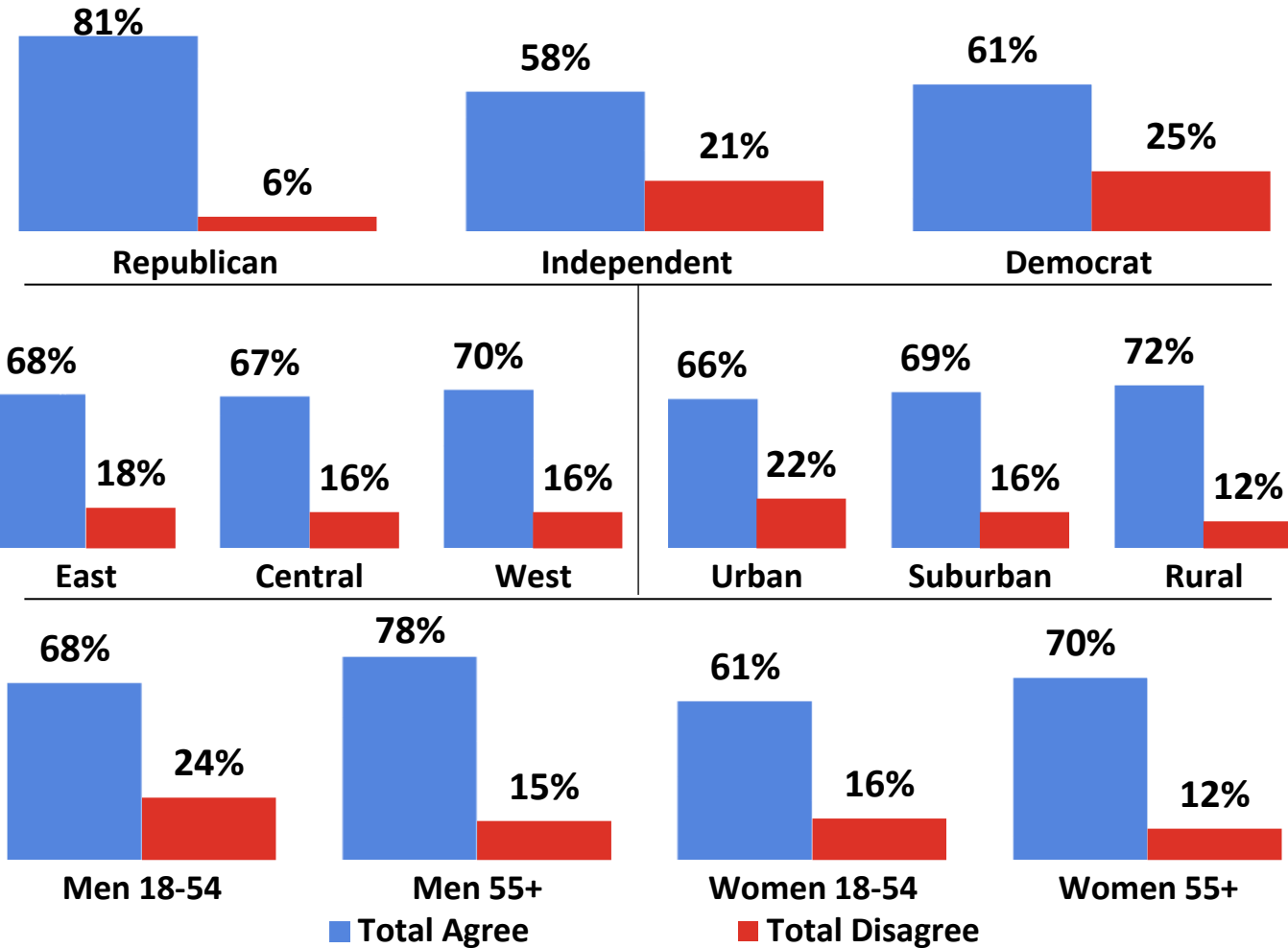
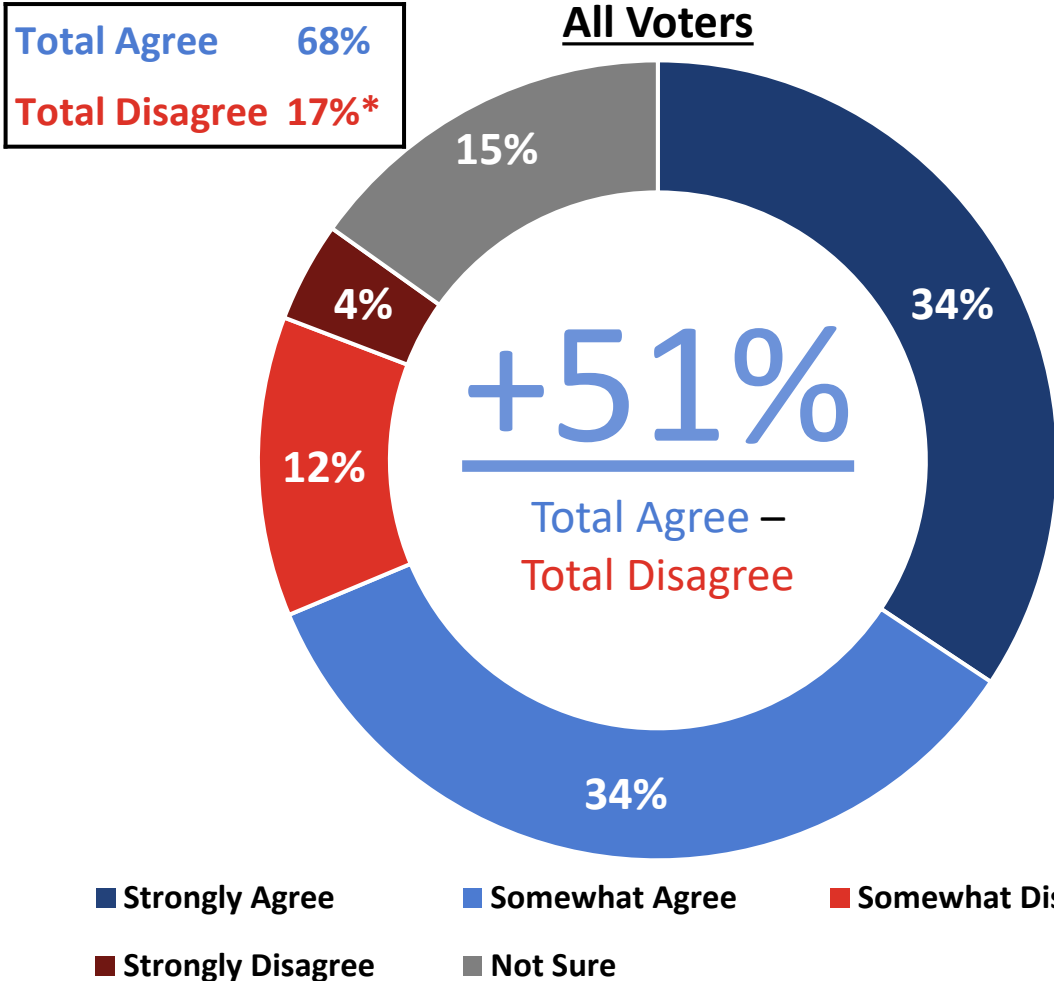
# A majority of voters support tax breaks for installing renewable energy and purchasing EVs – they are divided over regulations that restrict energy production.

*Now, as you may be aware, some elected officials have proposed using different tools to influence energy production, such as government regulations, special tax breaks, and taxpayer-funded subsidies. Do you support or oppose each of the following...*



# More than two-thirds of voters agree that state government officials should embrace Pennsylvania's natural energy resources and not penalize it with regulations.

*Do you agree or disagree with the following statement: Pennsylvania is one of the nation's most natural gas-rich states. Our government officials should embrace this natural energy resource, not penalize it with burdensome and restrictive government regulations.*



\*Denotes Rounding

# A majority of Pennsylvanians believe there is too much bureaucracy hindering energy production in the state and driving up costs for consumers.

Which of the following statements comes closest to your own opinion when thinking about government regulation and oversight of Pennsylvania energy producers?

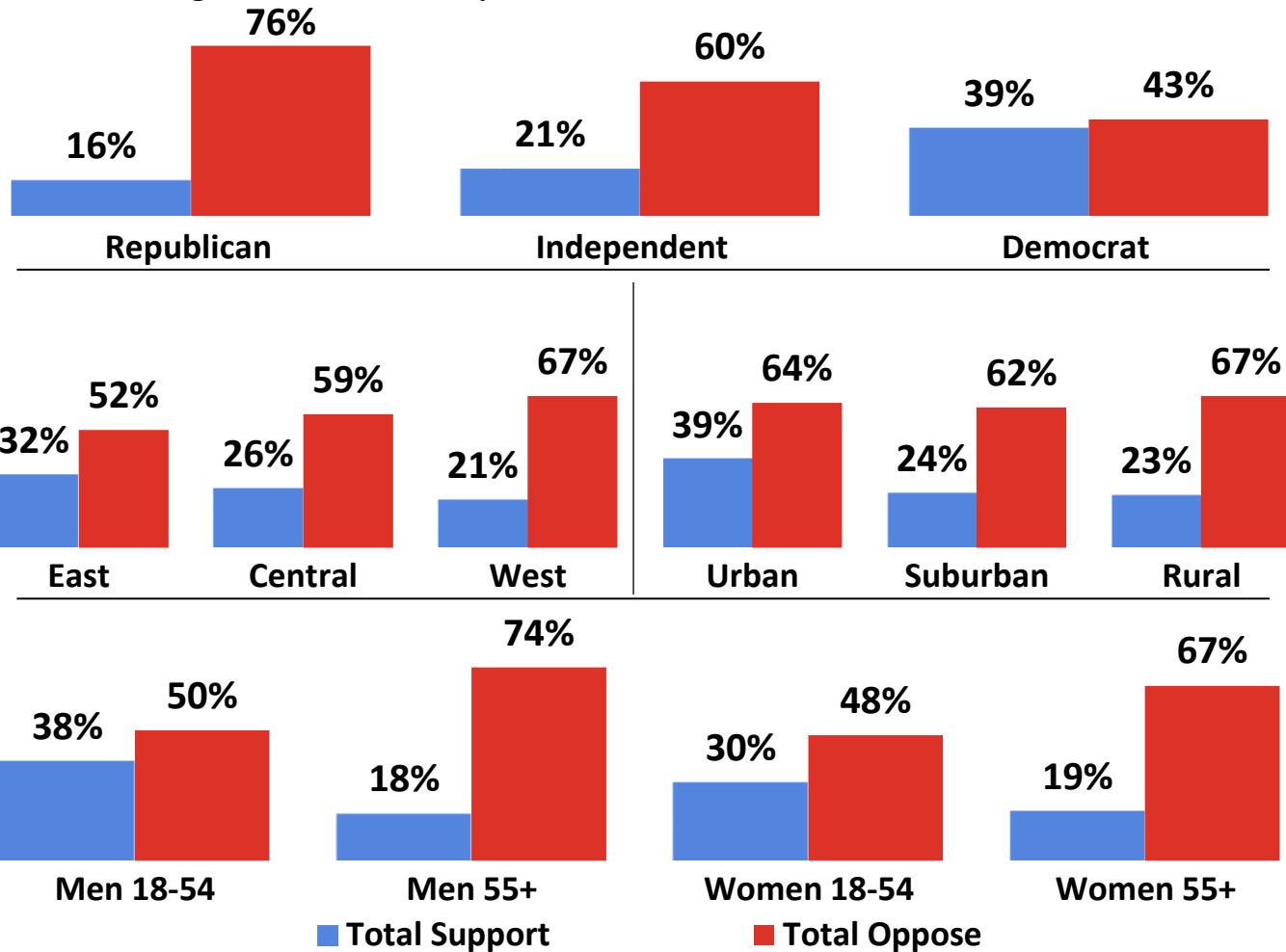
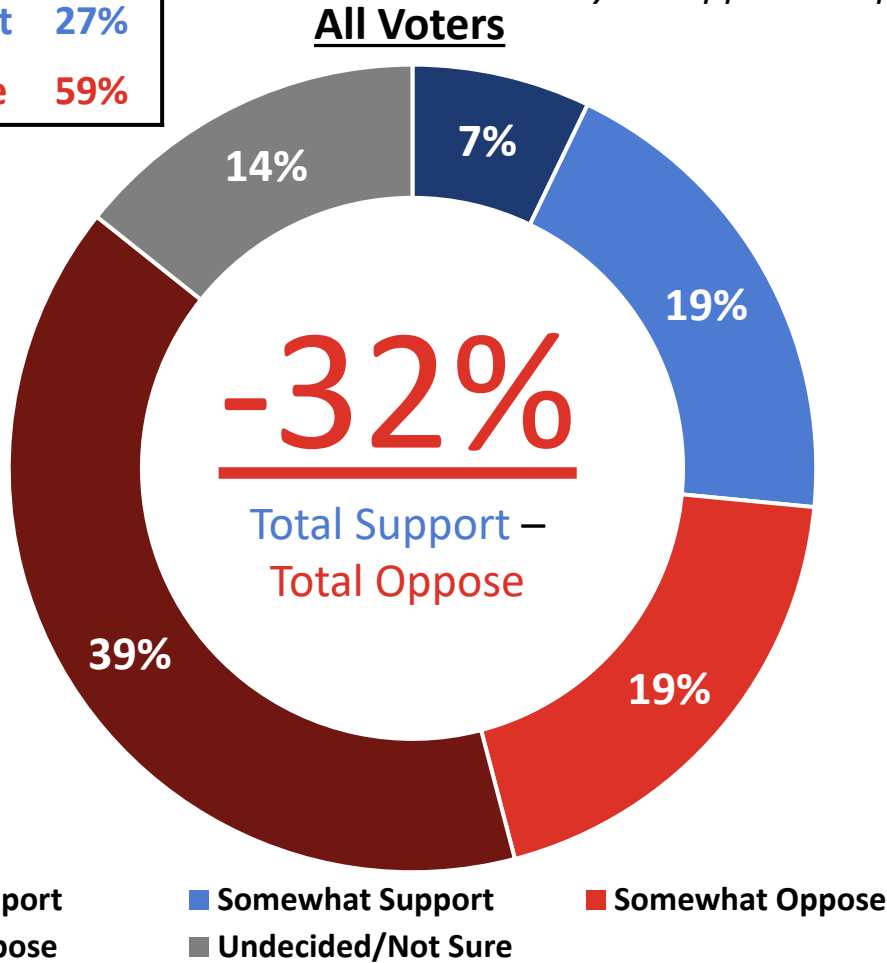
	All Voters	Republican	Independent	Democrat
<i>There is too much bureaucracy and red tape hindering energy production in the state and driving up costs for consumers.</i>	<b>55%</b>	<b>74%</b>	<b>58%</b>	<b>37%</b>
<i>There are not enough government regulations to penalize energy companies for their carbon emissions or to limit their energy production.</i>	<b>30%</b>	<b>13%</b>	<b>27%</b>	<b>46%</b>

# Pennsylvanians sharply reject legislation that bans or limits natural gas appliances and gasoline-powered equipment.

Several states and cities across the country are passing or considering legislation that bans or limits natural gas appliances, such as stoves and furnaces, and gasoline-powered equipment such as leaf blowers.

Would you support or oppose similar legislation in Pennsylvania?

**Total Support 27%**  
**Total Oppose 59%**



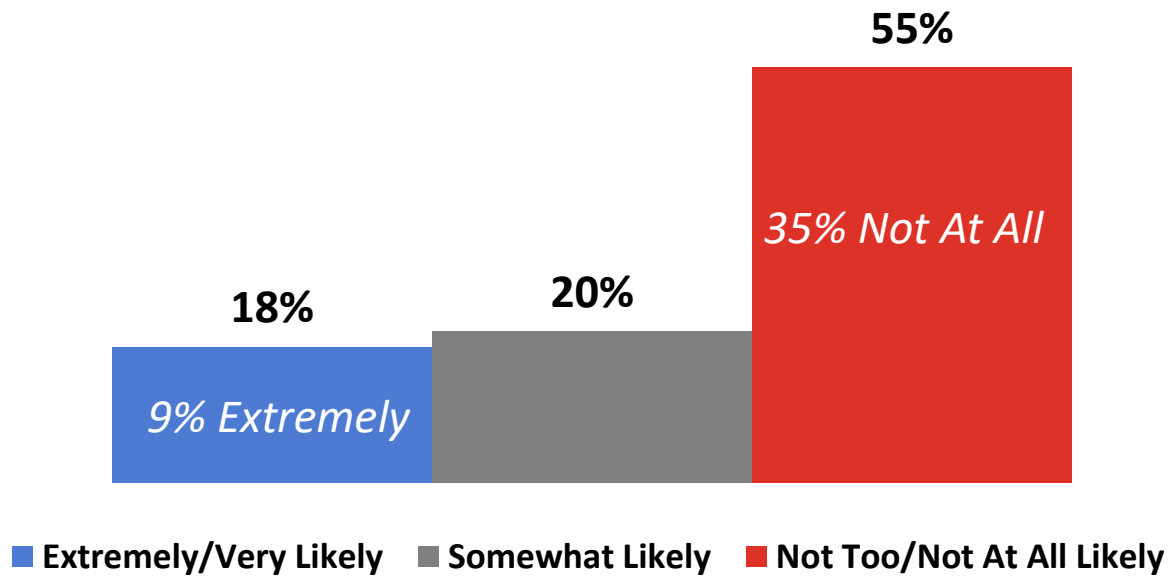


*Electric Vehicles*

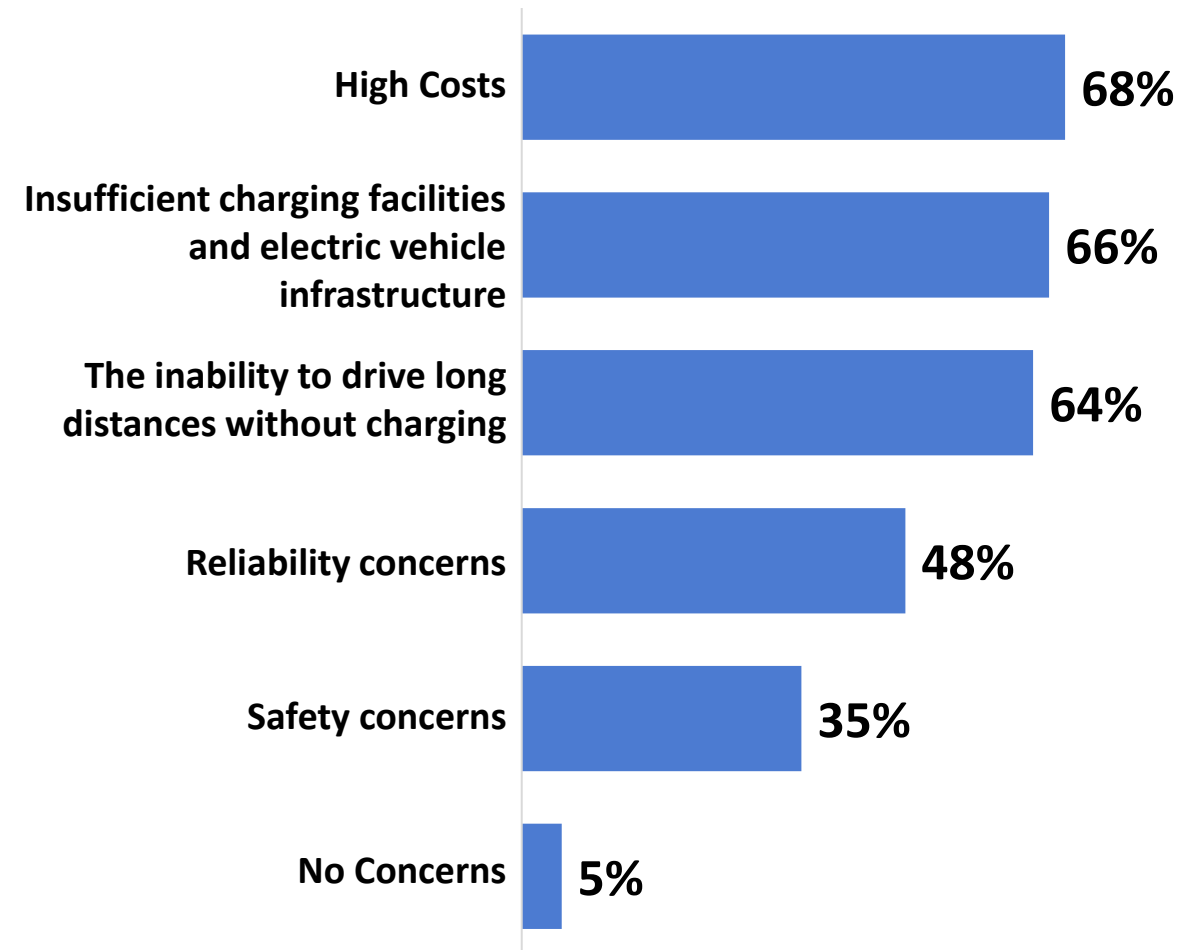


# Roughly one-in-five voters say they are extremely or very likely to consider electric the next time they purchase a vehicle.

How likely are you to consider an electric vehicle the next time you purchase a vehicle...



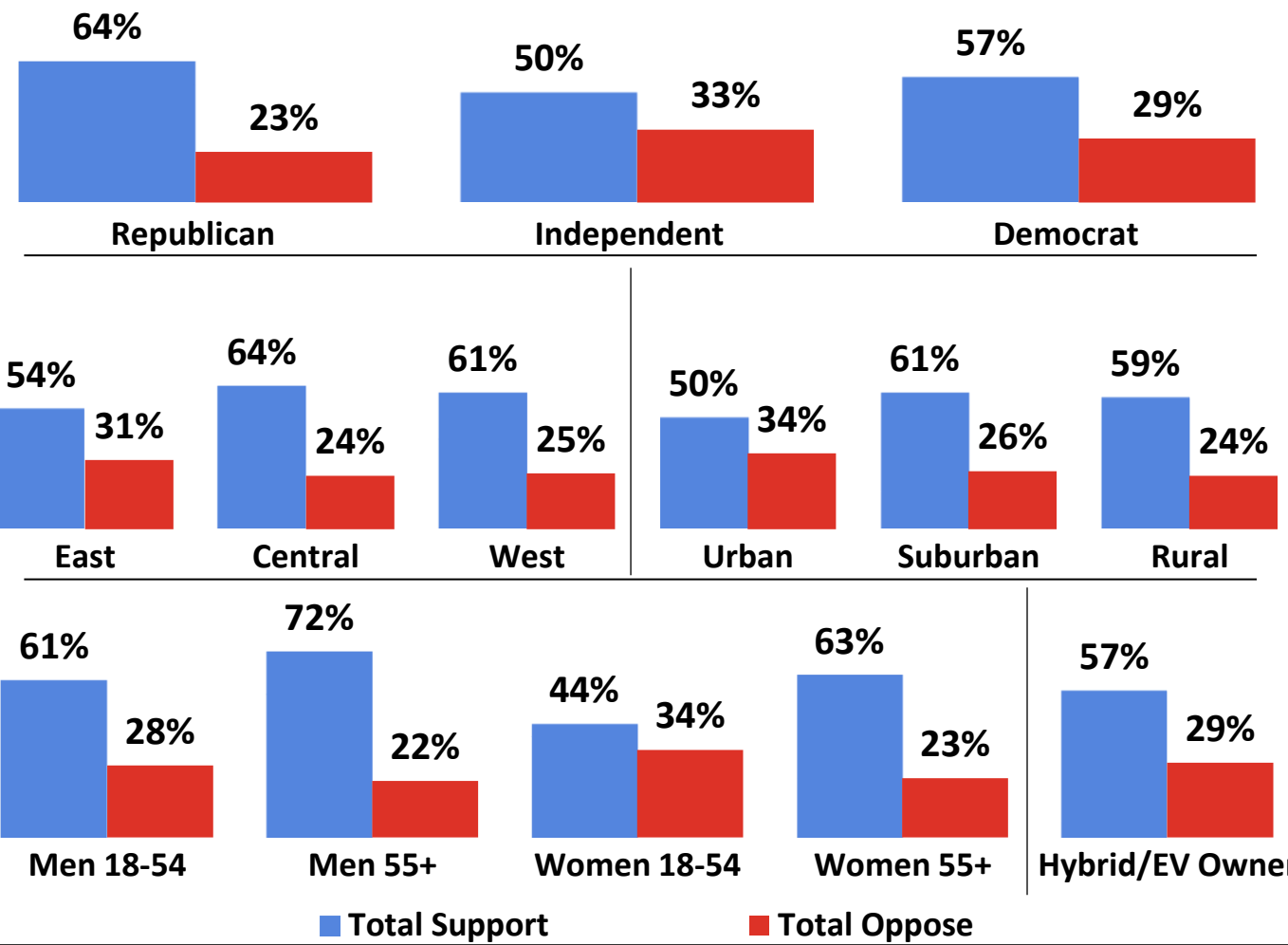
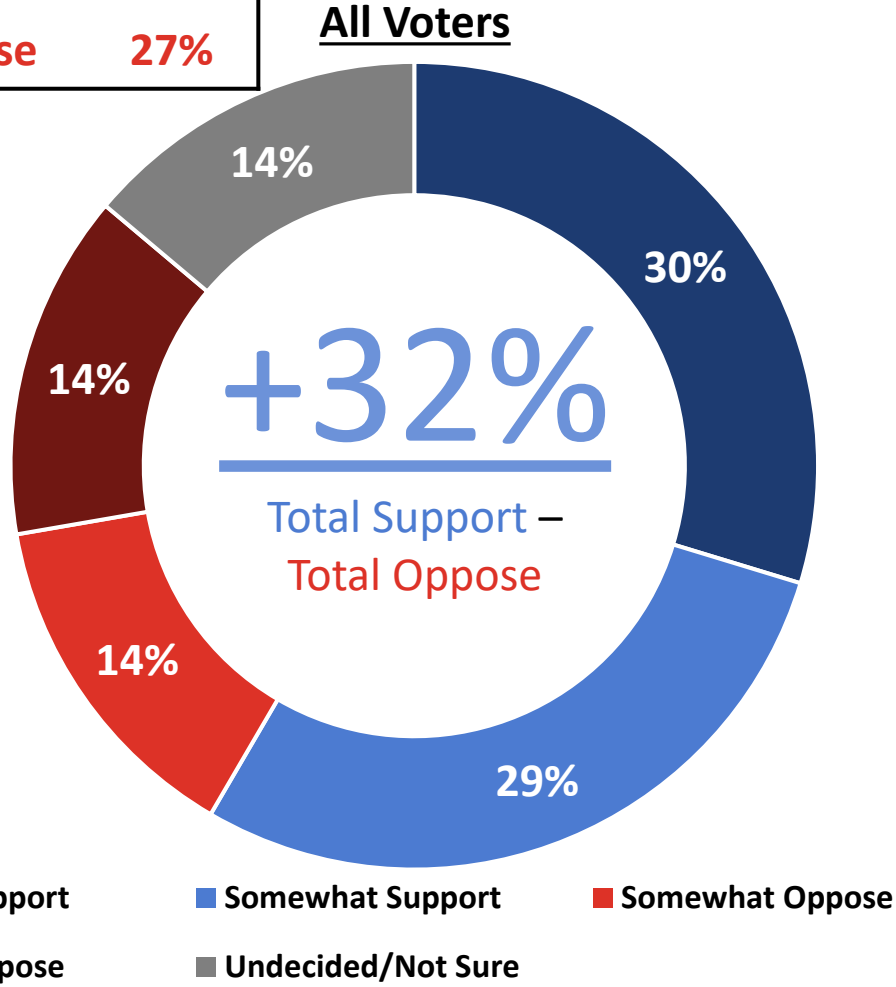
Which of the following is your greatest concern about purchasing an electric vehicle? (Select all that apply)



# A majority of Pennsylvanians support a tax on electric vehicle owners to compensate for the lost gas tax revenues used to maintain roads.

Do you support or oppose imposing a tax on electric vehicle owners to compensate for lost gas tax revenues used to maintain our roads?

**Total Support** 59%  
**Total Oppose** 27%







*Regional Greenhouse Gas Initiative*

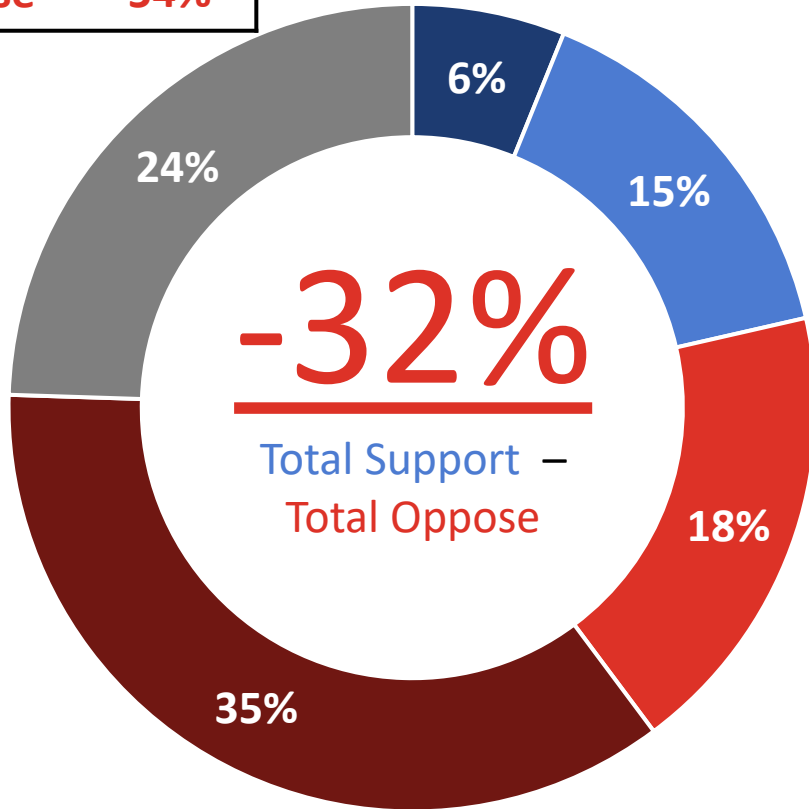


# A majority of voters in Pennsylvania oppose the Regional Greenhouse Gas Initiative.

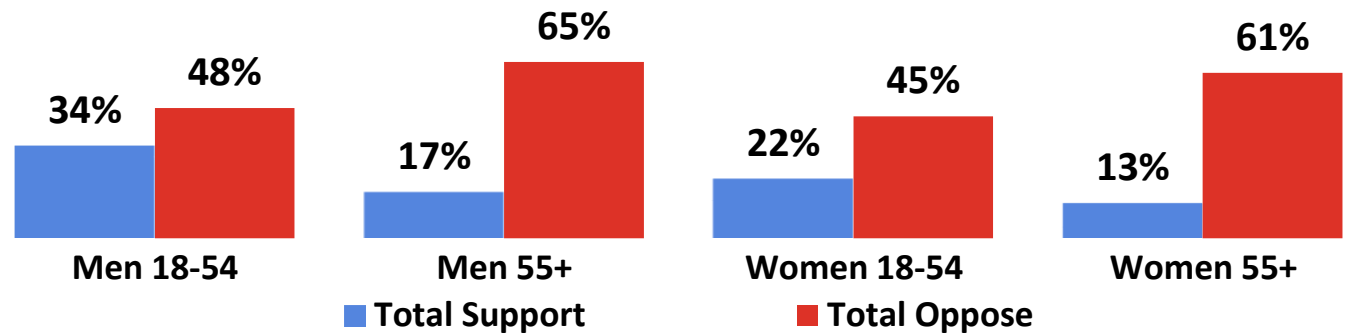
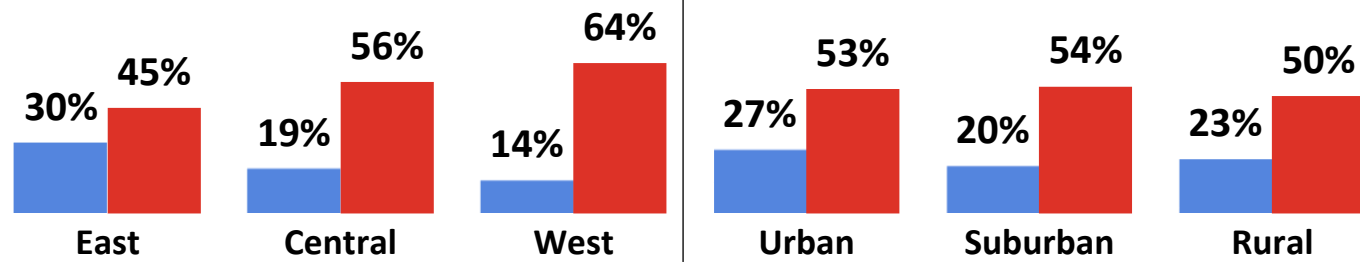
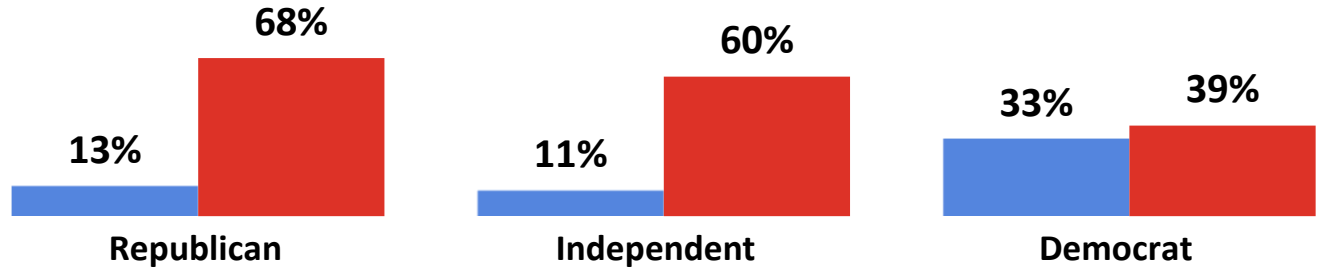
**Total Support** 22%\*  
**Total Oppose** 54%

Do you support or oppose RGGI, a program that would impose a new energy tax?

**All Voters**



■ Strongly Support    
 ■ Somewhat Support    
 ■ Somewhat Oppose  
■ Strongly Oppose    
 ■ Undecided/Not Sure

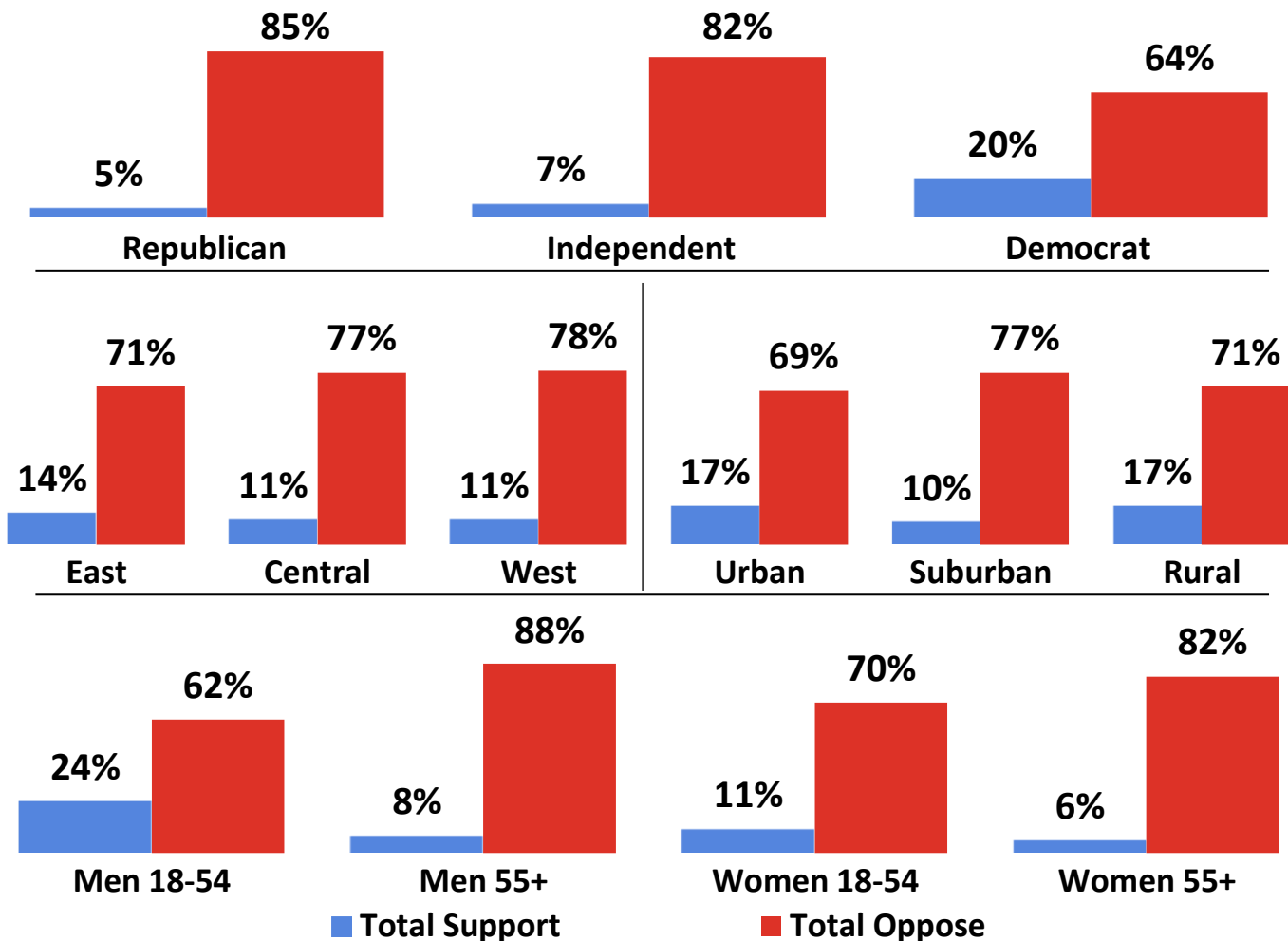
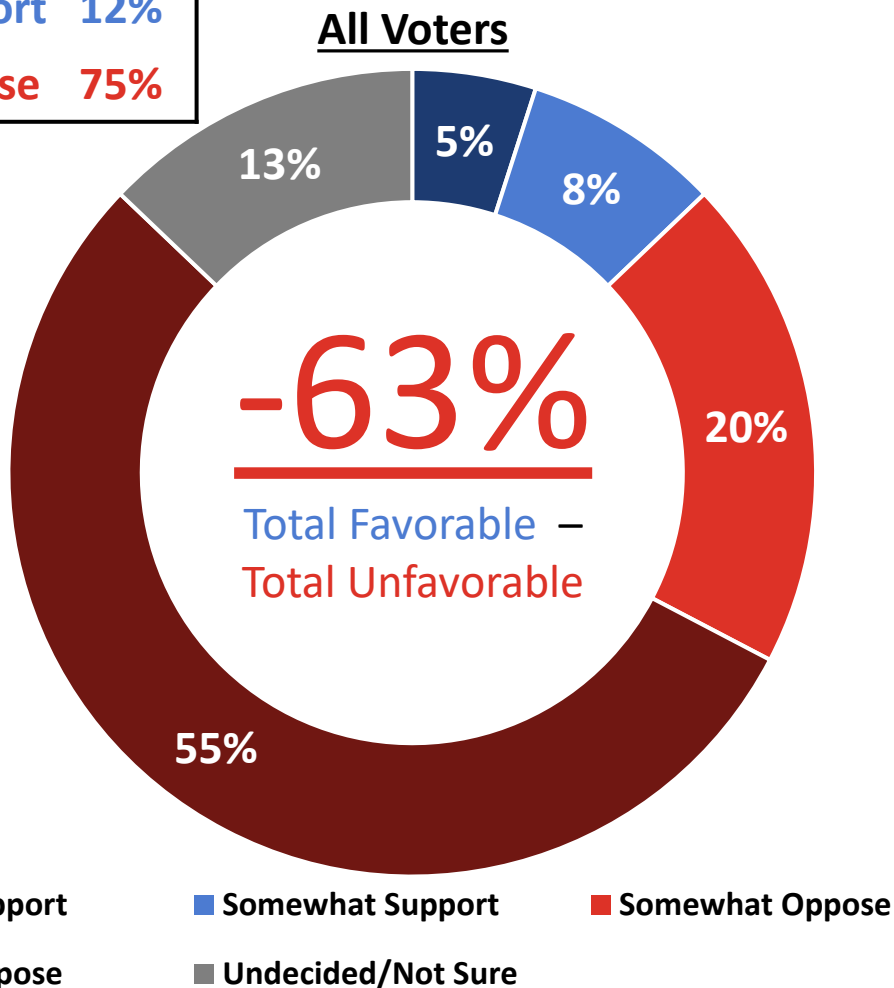


\*Denotes Rounding

# Fully three-quarters of Pennsylvanians oppose allowing Governor Shapiro to unilaterally impose new taxes without a vote in the legislature.

Do you support or oppose allowing Governor Shapiro to unilaterally impose new taxes without a vote by your elected representatives in the legislature?

**Total Support 12%**  
**Total Oppose 75%**





*Climate Change Policies*



Fully two-thirds of Pennsylvanians believe the federal government should prioritize ensuring affordable energy over combating climate change.

*Which of the following should be a higher priority for the federal government...*

**Ensuring  
affordable energy**

**67%**

**Combating  
climate change**

**33%**

Two-thirds of Pennsylvania voters are NOT willing to spend out-of-pocket to combat climate change.

*How much money would you personally be willing to spend out of your own pocket each year to help combat climate change?*

\$1-\$99

10%

\$100+

23%

Spend Something

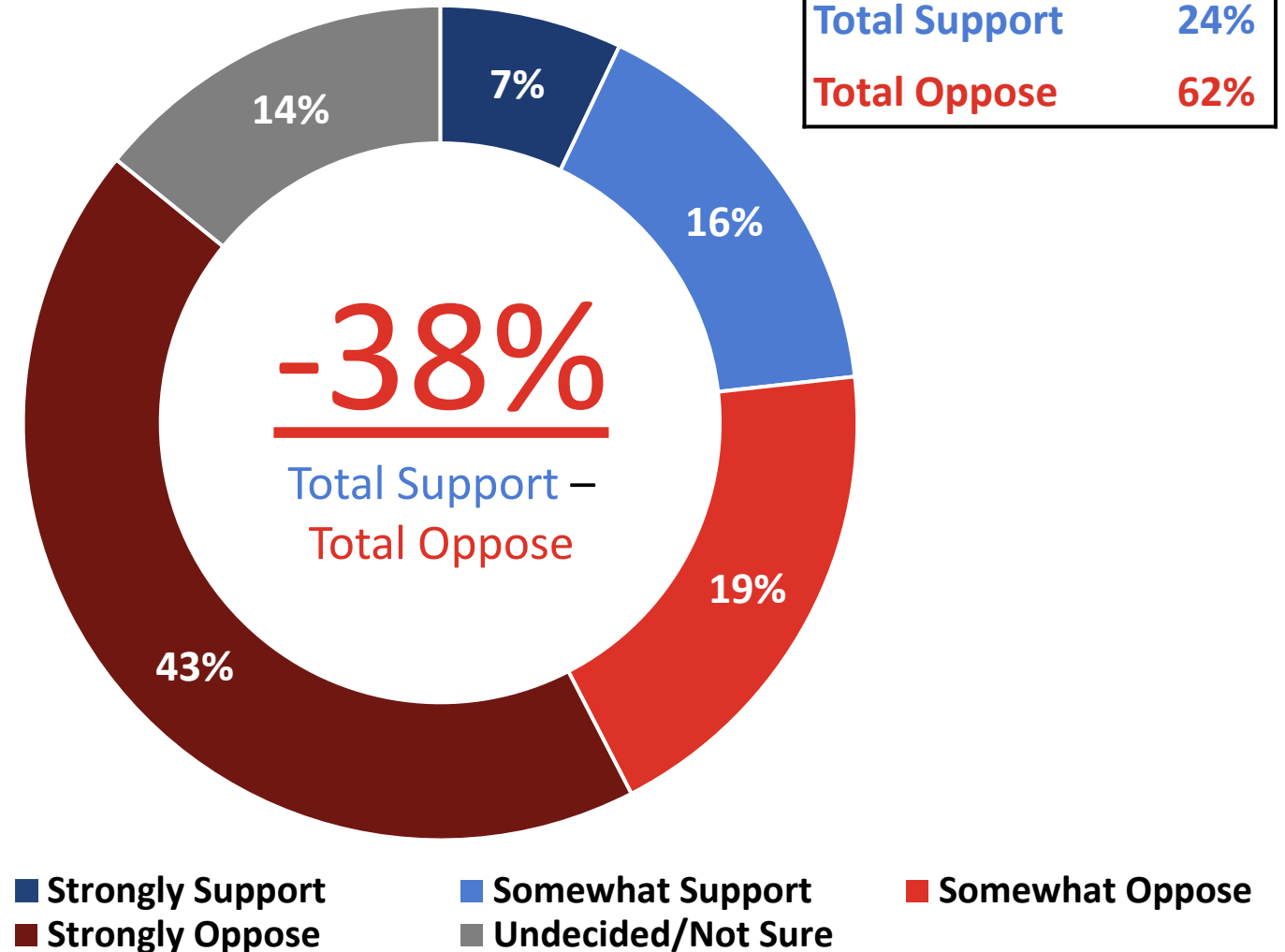
33%

Nothing at All

67%

# More than 6-in-10 Pennsylvanians oppose efforts to limit individuals' meat and dairy consumption to help the climate.

*Do you support or oppose government efforts, like those proposed by the United Nations, to limit individuals' meat and dairy consumption to reduce the climate impact of these industries?*





*Domestic Energy Production*





# A supermajority of Pennsylvanians believe we should promote domestic energy.

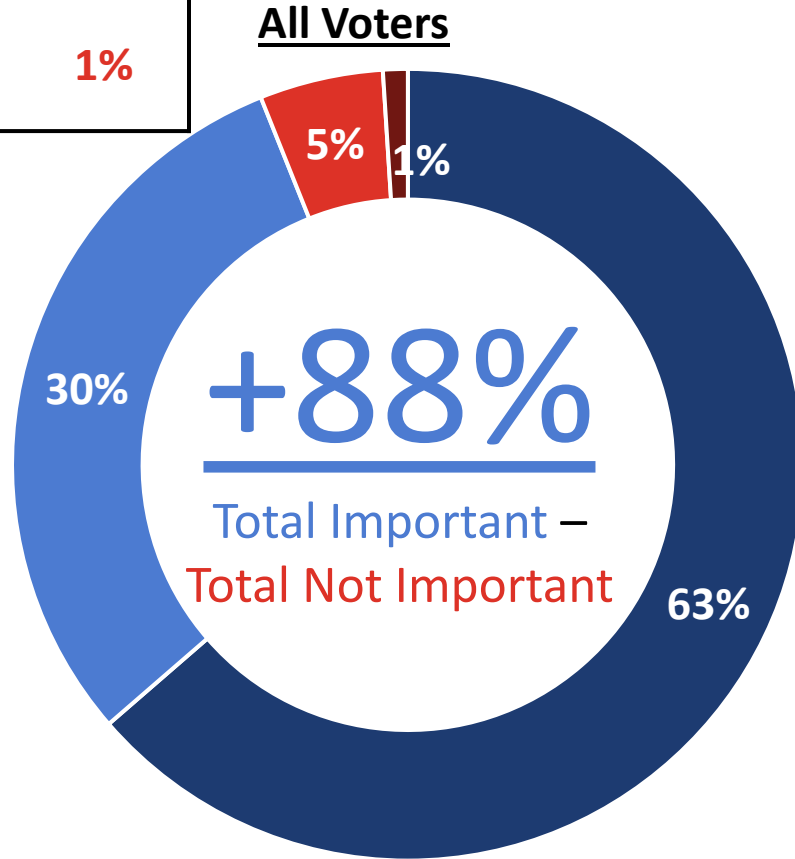
Which of the following statements comes closest to your personal views?

	All Voters	Republican	Independent	Democrat
<i>We should promote domestic energy production to ensure our nation has a reliable energy supply, protect our national security interests, and provide American consumers with available and affordable energy.</i>	<b>71%</b>	<b>87%</b>	<b>69%</b>	<b>57%</b>
<i>We should reduce domestic energy production. The government has an obligation to protect our natural resources and fight climate change.</i>	<b>29%</b>	<b>13%</b>	<b>31%</b>	<b>43%</b>

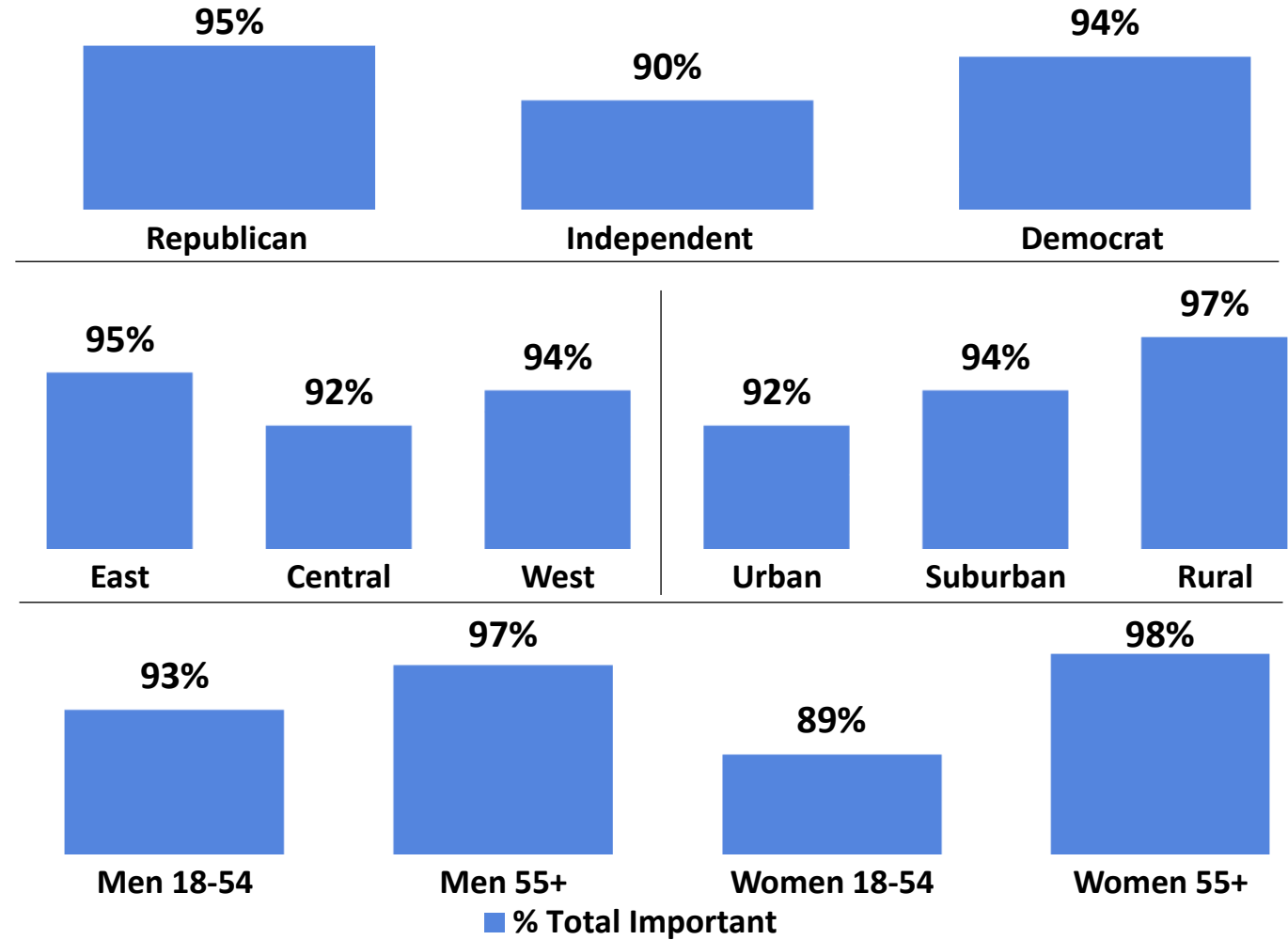
More than 9-in-10 voters believe it is important (including 63% who believe it is VERY important) for the U.S. to achieve energy independence instead of rely on foreign countries.

*How important do you think it is for the United States to achieve energy independence rather than be reliant on foreign countries...*

**Total Important 94%**  
**Total Not Important 1%**



■ Very Important      ■ Somewhat Important  
■ Not Too Important      ■ Not At All Important



# A majority of Pennsylvanians believe government red tape that offers little environmental benefit prevents energy production and drives up costs for consumers.

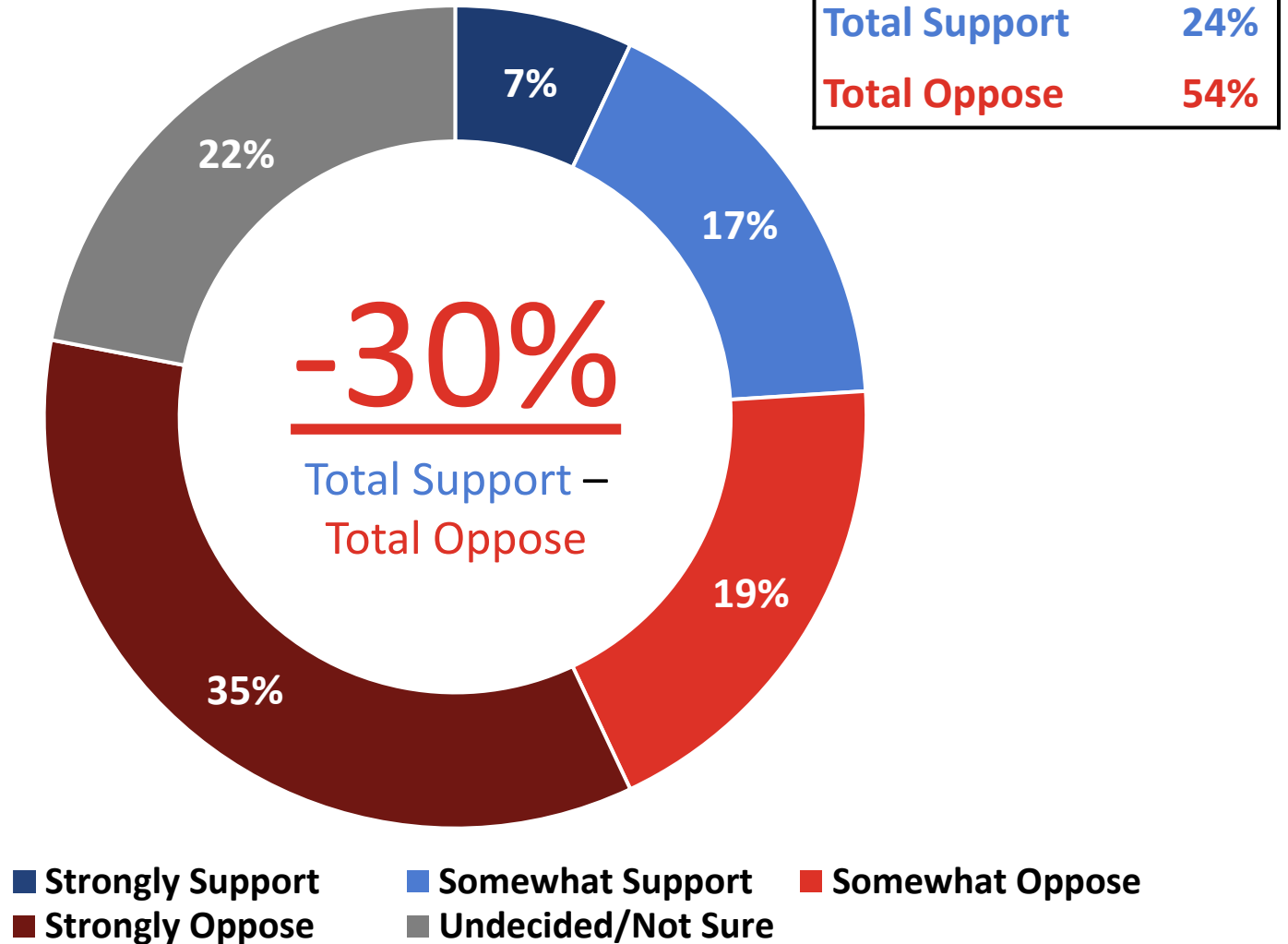
Which of the following statements comes closest to your own opinion about energy and environmental regulations?

	All Voters	Republican	Independent	Democrat
<i>Excessive government red tape prevents energy production, drives up costs for consumers, and has little environmental or safety benefits.</i>	<b>65%</b>	<b>83%</b>	<b>65%</b>	<b>49%</b>
<i>Government energy regulations and oversight help protect the environment and bolster consumer safety.</i>	<b>35%</b>	<b>17%</b>	<b>35%</b>	<b>51%</b>

# A majority of Pennsylvanians oppose President Biden's decision to pause approval of new liquefied natural gas exports.

*President Joe Biden recently announced he is pausing the approval of new liquefied natural gas (LNG) exports. Pennsylvania is the second largest natural gas-producing state. U.S. Senators Bob Casey and John Fetterman have expressed concerns about the impact the president's decision could have on Pennsylvania jobs.*

*Based on what you know, do you support or oppose President Biden's decision?*





*Summary Takeaways*



# Summary Takeaways

- ✓ *Concerns about rising energy costs are the top energy and environmental issue for Pennsylvania voters.*
- ✓ *Policies promoting energy affordability and reliability rank highest among Pennsylvanians over climate action policies.*
- ✓ *Energy affordability is a top priority for voters leading up to the November elections.*
- ✓ *Across all demographics, regions, and partisan divides, Pennsylvania voters oppose RGGI.*
- ✓ *A plurality of voters also oppose laws that would “require electricity suppliers in Pennsylvania to increase their use of alternative energy from 8% to 30% by 2030, even if it led to higher energy costs” – similar to Governor Shapiro’s recent Pennsylvania Reliable Energy Sustainability Standard (PRESS) proposal.*

## Summary Takeaways (Continued)

- ✓ *Most Pennsylvanians want more economic freedom and energy choice, not government regulations or coercion in their daily lives or the energy market.*
- ✓ *Pennsylvania voters strongly support promoting domestic energy production and expanding natural gas production and pipelines in the Commonwealth.*
- ✓ *Fully 63% of Pennsylvania voters say its “very important” for the United States to be energy independent rather than relying on foreign countries for energy.*



## Jarrett Lewis, Partner

Email: [Jarrett@pos.org](mailto:Jarrett@pos.org)

Twitter: [@JarrettLewis](https://twitter.com/JarrettLewis)



PUBLIC OPINION  
STRATEGIES

turning questions into answers

214 North Fayette Street / Alexandria, VA 22314

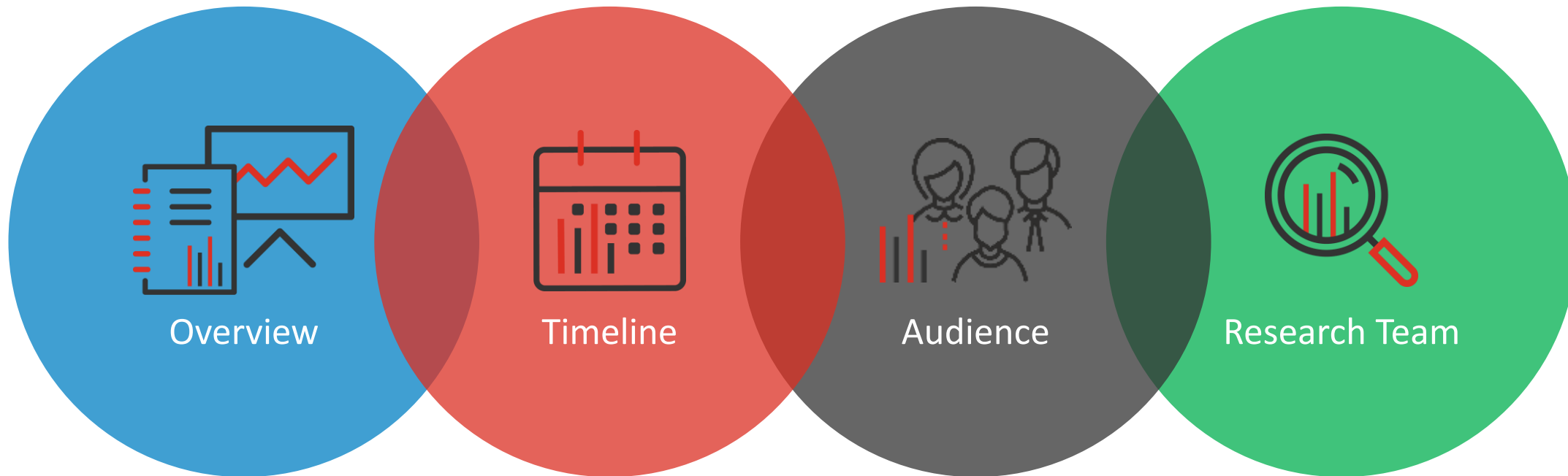
(703) 836-7655 | [www.pos.org](http://www.pos.org)





*Appendix*





Public Opinion Strategies conducted a statewide survey in Pennsylvania on behalf of the Commonwealth Foundation.

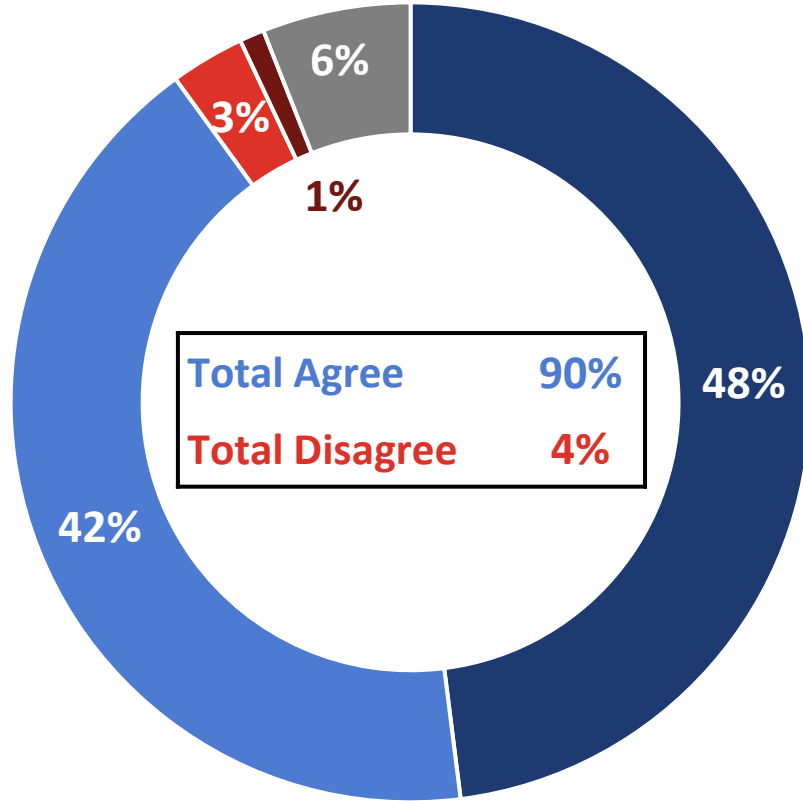
The survey was conducted February 28 – March 6, 2024.

The survey was conducted among N=800 registered voters in Pennsylvania. The credibility interval for a survey of N=800 is  $\pm 3.95\%$ .

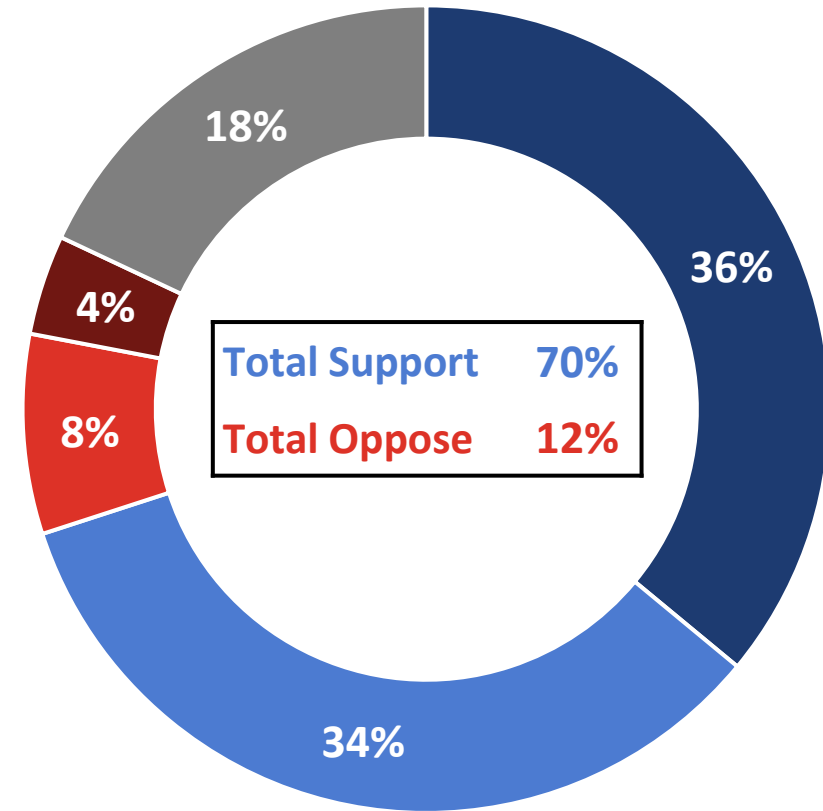
Jarrett Lewis was the principal researcher on this project. Luke Jackson was the project director and Zachary Cooper provided analytical support.

Voters want the state government to work with energy providers to lower energy costs. And fully 70% support building more pipelines to transport natural gas across the state.

*The Pennsylvania government should focus on working with, and not against, the state's energy providers to lower energy costs and protect the environment.*



*Do you support or oppose Pennsylvania building more natural gas pipelines to transport natural gas to homes and businesses, ease the strain on our electrical grid, and reduce our state's energy costs?*



- Strongly Agree
- Somewhat Agree
- Strongly Disagree
- Not Sure
- Strongly Support
- Somewhat Support
- Strongly Oppose
- Undecided/Not Sure
- Somewhat Oppose

There is a strong, bipartisan consensus that Pennsylvania should be building more natural gas pipelines. This consensus extends across other key demographic groups as well.

*Do you support or oppose Pennsylvania building more natural gas pipelines to transport natural gas to homes and businesses, ease the strain on our electrical grid, and reduce our state's energy costs?*

	All Voters	Republican	Independent	Democrat	Men 18-54	Men 55+	Women 18-54	Women 55+
<b>Total Support</b>	<b>70%</b>	<b>81%</b>	<b>66%</b>	<b>61%</b>	<b>71%</b>	<b>80%</b>	<b>61%</b>	<b>70%</b>
<b>Total Oppose</b>	<b>12%</b>	<b>4%</b>	<b>10%</b>	<b>18%</b>	<b>12%</b>	<b>10%</b>	<b>13%</b>	<b>11%</b>
<b>Net Difference</b>	<b>+58%</b>	<b>+77%</b>	<b>+56%</b>	<b>+43%</b>	<b>+59%</b>	<b>+70%</b>	<b>48%</b>	<b>+59%</b>

	East	Central	West	Urban	Suburban	Rural
<b>Total Support</b>	<b>67%</b>	<b>73%</b>	<b>71%</b>	<b>68%</b>	<b>71%</b>	<b>67%</b>
<b>Total Oppose</b>	<b>11%</b>	<b>11%</b>	<b>13%</b>	<b>13%</b>	<b>11%</b>	<b>12%</b>
<b>Net Difference</b>	<b>+56%</b>	<b>+62%</b>	<b>+58%</b>	<b>+55%</b>	<b>+60%</b>	<b>+55%</b>

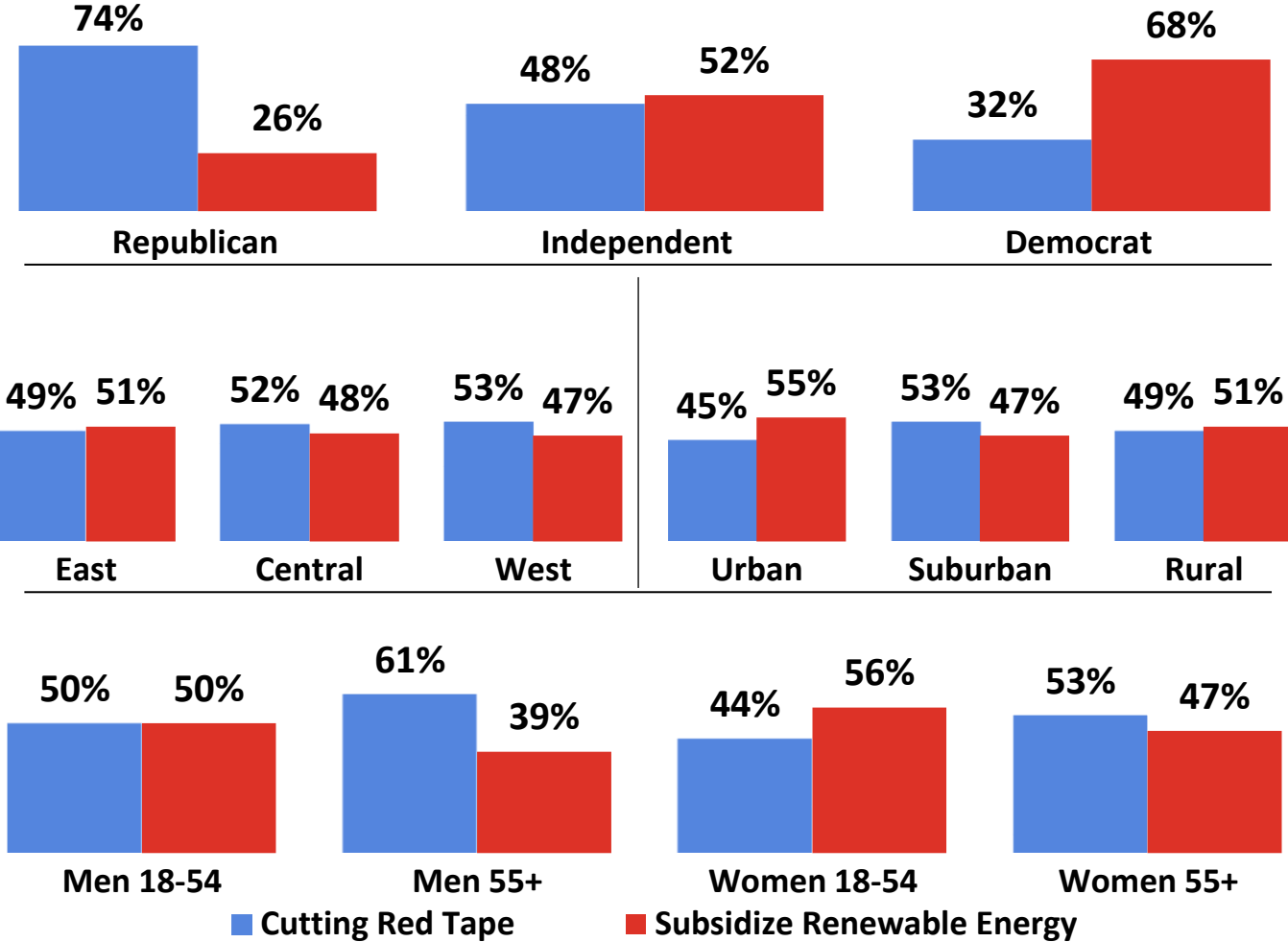
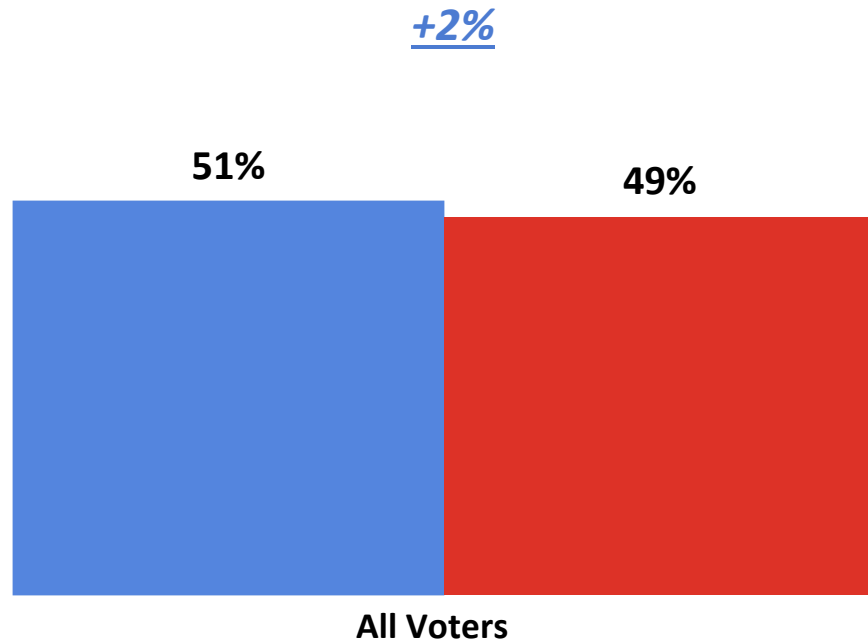
# Pennsylvanians are divided over cutting red tape to develop the state's energy reserves or subsidizing renewable energy to protect the environment.

Which of the following statements comes closer to your personal views...

*Pennsylvania policymakers should focus on cutting red tape to allow for the development of the state's vast natural energy reserves, such as natural gas and oil, to reduce costs to consumers.*

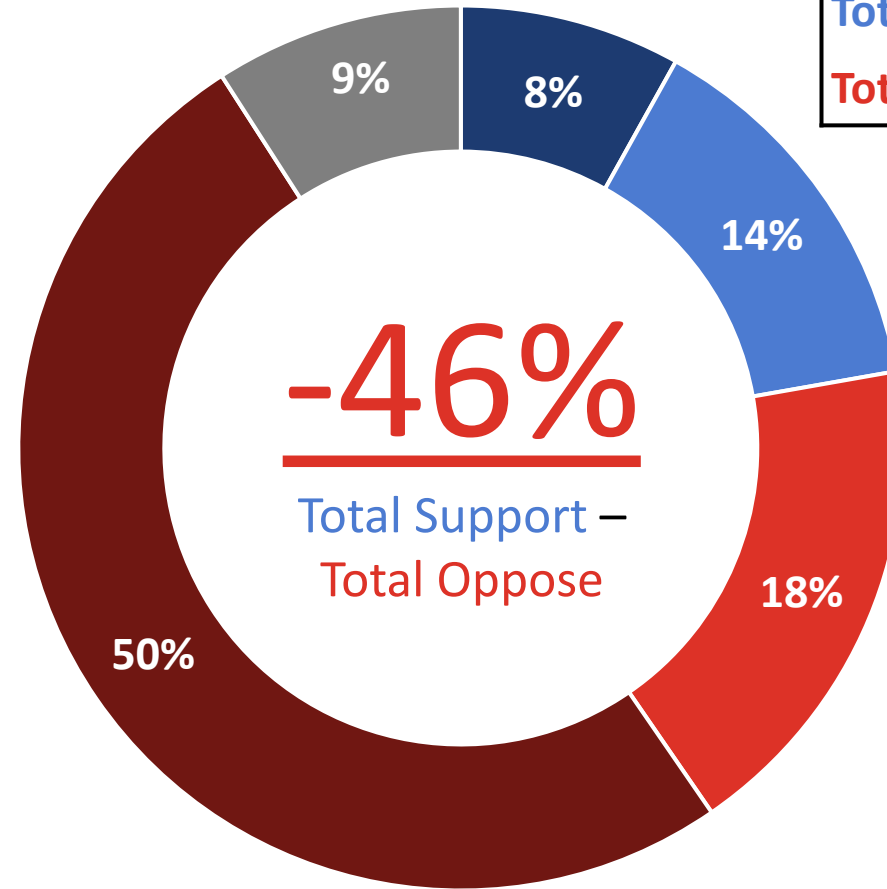
...or...

*Pennsylvania policymakers should subsidize renewable energy, such as solar and wind, to prioritize protecting the environment.*



# More than two-thirds of Pennsylvanians would oppose a ban on the sale of gasoline powered cars.

*Would you support or oppose Pennsylvania following the actions of other states, like California, that banned the sale of new gasoline-powered cars by 2035?*



Total Support	22%
Total Oppose	68%

- Strongly Support
- Somewhat Support
- Somewhat Oppose
- Strongly Oppose
- Undecided/Not Sure

# Republicans and Independents overwhelmingly reject a ban on the sale of gas cars – and a plurality of Democrats are against it.

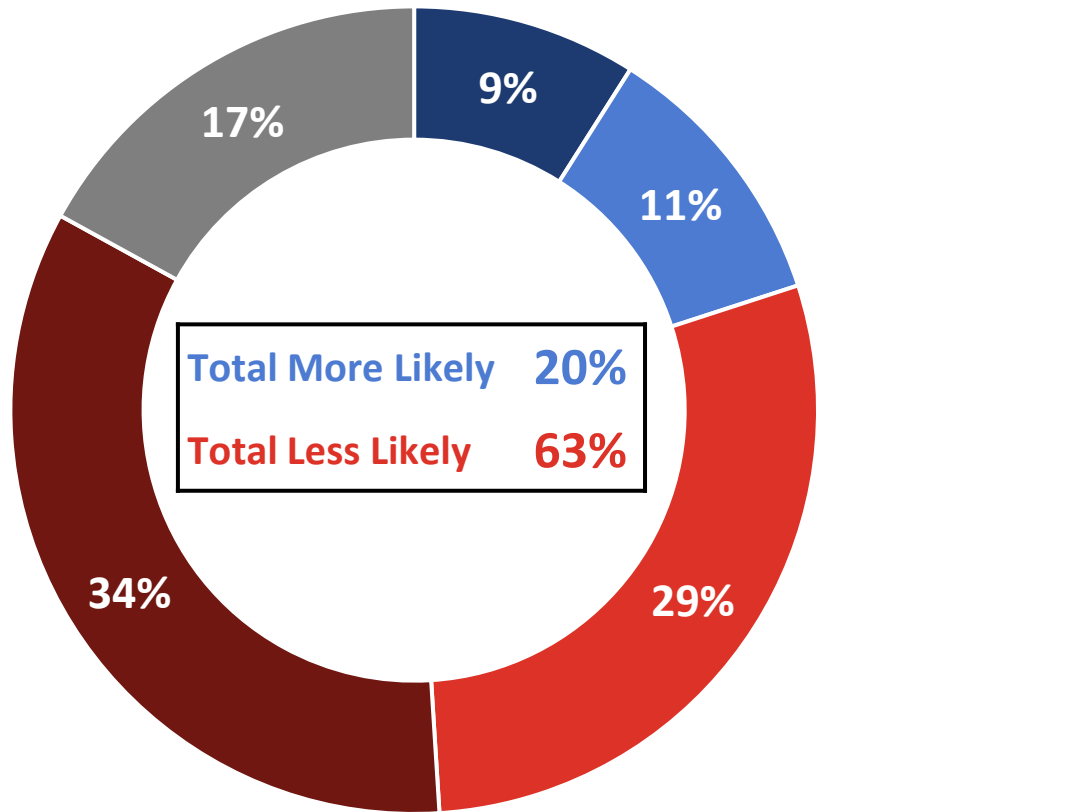
Would you support or oppose Pennsylvania following the actions of other states, like California, that banned the sale of new gasoline-powered cars by 2035?

	All Voters	Republican	Independent	Democrat	Men 18-54	Men 55+	Women 18-54	Women 55+
<b>Total Support</b>	<b>22%</b>	<b>7%</b>	<b>16%</b>	<b>38%</b>	<b>35%</b>	<b>15%</b>	<b>25%</b>	<b>13%</b>
<b>Total Oppose</b>	<b>68%</b>	<b>89%</b>	<b>70%</b>	<b>49%</b>	<b>58%</b>	<b>80%</b>	<b>61%</b>	<b>77%</b>
<b>Net Difference</b>	<b>-46%</b>	<b>-82%</b>	<b>-54%</b>	<b>-11%</b>	<b>-23%</b>	<b>-65%</b>	<b>-36%</b>	<b>-64%</b>

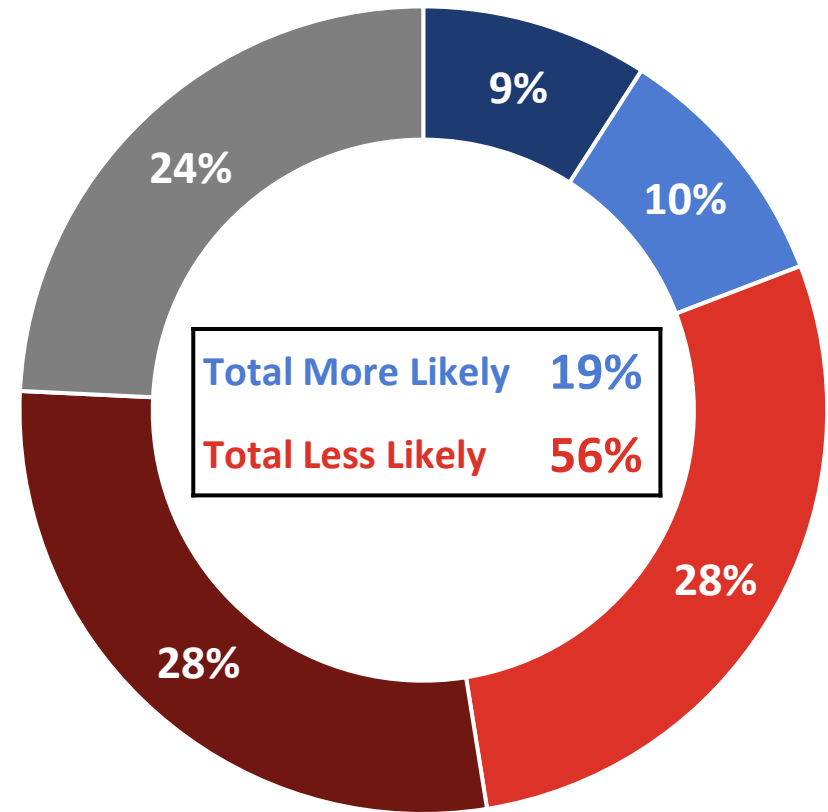
	East	Central	West	Urban	Suburban	Rural
<b>Total Support</b>	<b>30%</b>	<b>17%</b>	<b>16%</b>	<b>38%</b>	<b>18%</b>	<b>18%</b>
<b>Total Oppose</b>	<b>59%</b>	<b>75%</b>	<b>75%</b>	<b>51%</b>	<b>73%</b>	<b>73%</b>
<b>Net Difference</b>	<b>-29%</b>	<b>-58%</b>	<b>-59%</b>	<b>-13%</b>	<b>-55%</b>	<b>-55%</b>

# Supporters and undecided voters move away from supporting RGGI upon learning it would bring a 30% increase in their electricity bill or cost Pennsylvania 22,000 jobs.

Would you be more or less likely to support RGGI knowing it would impose an estimated 30% increase in your electricity bill?\*



Would you be more or less likely to support RGGI if you knew it would cost Pennsylvania an estimated 22,000 jobs?\*



■ Much More Likely    
 ■ Somewhat More Likely    
 ■ Somewhat Less Likely    
 ■ Much More Likely  
■ Much Less Likely    
 ■ Makes No Difference    
■ Much Less Likely

■ Much More Likely    
 ■ Somewhat More Likely    
 ■ Somewhat Less Likely    
 ■ Much More Likely  
■ Much Less Likely    
 ■ Makes No Difference    
■ Much Less Likely

\*Asked if support RGGI or undecided on RGGI



# Willingness to Spend to Combat Climate Change: By Key Subgroups

	All Voters	Republican	Independent	Democrat (45%)	Men 18-54	Men 55+	Women 18-54	Women 55+
\$1-\$99	10%	9%	9%	12%	11%	8%	14%	6%
\$100+	23%	12%	22%	33%	33%	25%	19%	14%
Spend Something	33%	21%	30%	45%	45%	33%	33%	20%
Nothing At All	67%	79%	70%	55%	55%	67%	67%	80%

	East	Central	West	Urban	Suburban	Rural
\$1-\$99	12%	7%	10%	13%	10%	11%
\$100+	26%	19%	21%	24%	23%	23%
Spend Something	38%	27%	30%	37%	32%	33%
Nothing At All	62%	73%	70%	63%	68%	67%

# A majority or plurality of all key voter groups reject limiting individuals' meat and dairy consumption.

*Do you support or oppose government efforts, like those proposed by the United Nations, to limit individuals' meat and dairy consumption to reduce the climate impact of these industries?*

	All Voters	Republican	Independent	Democrat	Men 18-54	Men 55+	Women 18-54	Women 55+
<b>Total Support</b>	<b>24%</b>	<b>11%</b>	<b>17%</b>	<b>37%</b>	<b>34%</b>	<b>14%</b>	<b>29%</b>	<b>15%</b>
<b>Total Oppose</b>	<b>62%</b>	<b>80%</b>	<b>62%</b>	<b>46%</b>	<b>55%</b>	<b>75%</b>	<b>51%</b>	<b>72%</b>
<b>Net Difference</b>	<b>-38%</b>	<b>-69%</b>	<b>-45%</b>	<b>-9%</b>	<b>-21%</b>	<b>-61%</b>	<b>-22%</b>	<b>-57%</b>

	East	Central	West	Urban	Suburban	Rural
<b>Total Support</b>	<b>29%</b>	<b>19%</b>	<b>19%</b>	<b>31%</b>	<b>21%</b>	<b>24%</b>
<b>Total Oppose</b>	<b>56%</b>	<b>67%</b>	<b>67%</b>	<b>53%</b>	<b>65%</b>	<b>58%</b>
<b>Net Difference</b>	<b>-27%</b>	<b>-48%</b>	<b>-48%</b>	<b>-22%</b>	<b>-44%</b>	<b>-34%</b>

# More than 60% of Pennsylvanians agree that LNG exports support Pennsylvania jobs and help grow the economy.

Please read the following two statements regarding the president's decision to pause the approval of applications to export Liquefied Natural Gas and indicate which one comes closest to our view...

	All Voters	Republican	Independent	Democrat
<p><i>Liquefied Natural Gas exports support Pennsylvania jobs and help grow the economy. If America blocks new exports, adversarial countries like Iran and Russia will fill the void. Friendly countries that now buy from us may have no choice but to turn to Iran and Russia, enriching those countries.</i></p>	<b>63%</b>	<b>76%</b>	<b>67%</b>	<b>50%</b>
<p><i>It's time to update our export review framework to give greater weight to the effects of Liquefied Natural Gas on climate change. This pause on new Liquefied Natural Gas approvals sees the climate crisis for what it is: the existential threat of our time.</i></p>	<b>37%</b>	<b>24%</b>	<b>33%</b>	<b>50%</b>